




WATERPROOFING

# SOPRASMART®

## ROOFING



### SBS MODIFIED BITUMEN LAMINATED COVERBOARDS



The SOPRASMART Laminated Boards Family includes products whose characteristics, due to SOPREMA's exclusive lamination technology, are synonymous with speed, quality, durability and efficiency. With the roof membrane, cover board and polyisocyanurate or rock wool combined, installers gain valuable time and labor savings. These laminated roof membranes are manufactured in a controlled environment for consistency with a variety of cover board options including SOPRABOARD®, polyisocyanurate insulation board and high density rock wool (ROCK) resulting in labor and time savings with easy jobsite installation.

- Fast, labor-saving installation
- Rugged SBS base ply laminated to various roof cover boards
- Proprietary and proven factory controlled bonding technology
- Total adhesion of the membrane to the support panel

### RELATED PRODUCTS

#### DUOTACK® 365 ADHESIVE

Two-part polyurethane adhesive may be used for installing 2-1 & 3-1 SOPRASMART laminated boards

### DUO-SELVEDGE TECHNOLOGY






Patented DUO-SELVEDGE TECHNOLOGY provides safe and waterproof attachment

- Protects the system components beneath the base ply during heat welding
- Immediately bonded
- Partially self-adhered lap (60% of the side lap) leaving only 40% to be heat welded
- Provides proven waterproof protection of heat welded seams



SOPREMA.US • 1.800.356.3521

SOPREMA.CA • 1.877.MAMMOUTH

SOPRASMART LAMINATED BOARDS FAMILY					
SYSTEMS	2-1 SOPRASMART BOARD	2-1 SOPRASMART ISO HD	2-1 SOPRASMART ROCK	3-1 SOPRASMART ROCK	3-1 SOPRASMART BOARD
IMAGES					
SIZES	3'x8'	3'x8' or 3'x16'	3'x8' or 3'x16'	3'x8'	3'x8'
PRODUCT OPTIONS	SOPRABOARD laminated with an SBS-modified bitumen polyester reinforced base ply in flam or sanded variations	High density ISO with an SBS-modified bitumen polyester reinforced base ply in flam or sanded variations	HD SOPRAROCK with an SBS-modified bitumen polyester reinforced base ply in flam or sanded variations	ISO with HD SOPRAROCK and an SBS-modified bitumen polyester reinforced base ply in flam or sanded variations	SOPRABOARD laminated with SOPRA-ISO and an SBS-modified bitumen polyester reinforced base ply in flam or sanded variations

## INSTALLATION INSTRUCTIONS

1



Place SOPRASMART system in desired position.

2



Adhere SOPRASMART system with mechanical fasteners, DUOTACK 365 insulation adhesive, or hot asphalt.

3



Roll self-adhered portion of Duo Selvedge side lap and then heat weld remaining 60%. Apply SOPRALAP cover strip over all end laps.

4



Subsequent membranes are adhered via heat-welding, cold adhesive, self-adhesive or hot asphalt applications.

If you have any questions about this product or its installation, please contact your SOPREMA representative.



SOPREMA.US • 1.800.356.3521

SOPREMA.CA • 877.MAMMOUTH