

SOPREMA®
PRODUCT CATALOG

INNOVATIVE BUILDING ENVELOPE SOLUTIONS



SOPREMA® IN NUMBERS

INTERNATIONAL



OVER
4,000
DISTRIBUTORS



MORE THAN
7,187
EMPLOYEES
WORLDWIDE

22
TRAINING CENTERS
IN EIGHT COUNTRIES

 **13**
RESEARCH CENTERS

OVER 90 COUNTRIES SERVED



58 PRODUCTION PLANTS WORLDWIDE

NORTH AMERICA

4
SALES REGIONS IN
THE UNITED STATES

11
SALES OFFICES
IN CANADA

MORE THAN
100
SALES AND TECHNICAL
REPRESENTATIVES IN
THE UNITED STATES



15
TRAINING CENTERS
IN NORTH AMERICA

 **3**
RESEARCH CENTERS

ABOUT SOPREMA

SOPREMA is an international manufacturer specializing in the production of innovative products ranging from building envelope waterproofing protection to civil engineering applications. SOPREMA provides high performance solutions for roofing, above and below-grade waterproofing, insulation, soundproofing, vegetated solutions, air and vapor barriers as well as civil engineering waterproofing. Founded in 1908 in Strasbourg, France, SOPREMA is now located in over 90 countries.

SOPREMA was established in Canada in 1978 and opened its first plant and headquarters in Drummondville, Quebec in 1984. In 1985, operations began in the United States and in 1993 we opened our Wadsworth, Ohio manufacturing facility. The North American subsidiary has experienced remarkable growth over the years, and now has six production plants throughout North America that manufacture a large variety of products for industrial, commercial, institutional and residential construction.

SOPREMA US Headquarters — Wadsworth, Ohio



PRODUCTS FOR EVERY APPLICATION



■ ROOFING

SOPREMA's high performance roof systems are designed with one basic criteria in mind: durability. Whether the two great SOPREMA SBS-modified bitumen classics: SOPRALENE® and ELASTOPHENE®, or SENTINEL®PVC, ALSAN® RS PMMA/ PMA Liquid Applied Membranes, and SOPRASMART® laminated boards, they are all examples of SOPREMA's highly durable products. These systems take different forms: bituminous, synthetic, liquid applied polymeric membranes, and labor saving laminated boards; each providing solutions with exceptional properties and benefits to fit your specific needs.

■ VEGETATED ROOFS

With SOPRANATURE®, SOPREMA has developed several vegetated roof systems that can be easily installed on any of its membrane systems. Light weight and low maintenance, SOPRANATURE systems distinguish themselves in the vegetated roof sector.

■ WATERPROOFING

The COLPHENE® line encompasses products utilized in foundation waterproofing, from self-adhered to thermofusible SBS-modified bitumen membranes to liquid applied systems. Tough and dependable, COLPHENE systems are available to protect all types of foundations; conventional waterproofing installed directly on the foundation walls, or blindside (pre-applied) waterproofing for projects in dense urban areas.

■ WALLS

The SOPRASEAL® line includes permeable and non-permeable options in both prefabricated membranes and liquid applied materials that ensure air and vapor protection of the building envelope. SOPRASEAL® air and vapor barrier solutions offer durability that can only be obtained with SOPREMA.

■ CIVIL ENGINEERING

For waterproofing and protection of bridges, dams, canals, tunnels and more, SOPREMA has a specialized line of products including SBS-modified bitumen, polymeric liquid applied, and synthetic thermoplastic membranes and accessories.

TABLE OF CONTENTS

9

ROOFING

10 SBS ROOF MEMBRANES
37 LIQUID APPLIED MEMBRANES
43 PVC SYNTHETIC MEMBRANES

49 VEGETATED ROOFS

59 RELATED PRODUCTS

60 COVERBOARDS
64 INSULATION
68 ACCESSORIES

83

WATERPROOFING

84 SBS WATERPROOFING MEMBRANES
91 LIQUID APPLIED MEMBRANES

97 RELATED PRODUCTS

109

WALL SYSTEMS

110 SHEETS & BOARDS AIR & VAPOR BARRIERS
113 LIQUID APPLIED AIR & VAPOR BARRIERS

117 RELATED PRODUCTS

123

CIVIL ENGINEERING

124 SBS MEMBRANES
127 LIQUID APPLIED MEMBRANES

131 RELATED PRODUCTS





ROOFING

SOPREMA's high performance roof systems are designed with one basic criteria in mind: durability. Whether you are looking for the reliability of an SBS-modified bitumen membrane, the performance and application flexibility of a liquid applied membrane, the aesthetics and environmental advantages of vegetated roofing, or the fire and chemical resistant characteristics of PVC synthetic membranes, SOPREMA has the solution.


With over 100 years invested in SBS-modified bitumen technologies SOPREMA has developed two signature SBS-modified bitumen product lines, SOPRALENE® and ELASTOPHENE®. These products have been time-tested and proven to hold the utmost in durability and reliability due to the products' redundancy ensuring watertight structures.

SOPREMA's ALSAN RS PMMA/PMA liquid applied membranes include a complete offering of resins, reinforcements and accessories. ALSAN RS products provide application flexibility, exceptional performance and can be customized to meet aesthetic requirements.

SENTINEL, our line of synthetic membranes, are high performance membranes composed of plasticized PVC (thermoplastic polyvinyl chloride). These products are inherently fire and chemical resistant and offer design flexibility for use in both low and steep slope applications. SENTINEL membranes are offered in a variety of colors including our Copper Art and Sliver Art to replicate the appearance of a metal roof.

SBS ROOF MEMBRANES

SOPRALENE®



SOPRALENE FLAM 180

SOPRALENE Flam 180 is composed of a proprietary formulation of elastomeric styrene-butadiene-styrene (SBS) polymer modified bitumen and is reinforced with a tough, dimensionally stable non-woven polyester mat. The topside and underside are surfaced with polyolefin burn-off film to optimize heat welding.

PRODUCT CODE: 00410

DIMENSIONS: 32.8 ft (10.0 m) x 39.4 in (1.0m)

THICKNESS: 118 mils (3.0 mm)



SOPRALENE FLAM 250

SOPRALENE Flam 250 is composed of a proprietary formulation of elastomeric styrene-butadiene-styrene (SBS) polymer modified bitumen and is reinforced with a tough, dimensionally stable non-woven polyester mat. The topside and underside are surfaced with polyolefin burn-off film to optimize heat welding.

PRODUCT CODE: 00434

DIMENSIONS: 32.8 ft (10.0 m) x 39.4 in (1.0m)

THICKNESS: 157 mils (4.0 mm)



SOPRALENE 180 SP 3.0

SOPRALENE 180 SP 3.0 is composed of a proprietary formulation of elastomeric styrene-butadiene-styrene (SBS) polymer modified bitumen and is reinforced with a tough, dimensionally stable non-woven polyester mat. The topside is surface with fine mineral aggregate and underside is surfaced with polyolefin burn-off film to optimize heat welding.

PRODUCT CODE: 00622

DIMENSIONS: 32.8 ft (10.0 m) x 39.4 in (1.0m)

THICKNESS: 118 mils (3.0 mm)



SOPRALENE 180 SP 3.5

SOPRALENE 180 SP 3.5 is composed of a proprietary formulation of elastomeric styrene-butadiene-styrene (SBS) polymer modified bitumen and is reinforced with a tough, dimensionally stable non-woven polyester mat. The topside is surfaced with fine mineral aggregate and underside is surfaced with polyolefin burn-off film to optimize heat welding.

PRODUCT CODE: 00621

DIMENSIONS: 32.8 ft (10.0 m) x 39.4 in (1.0m)

THICKNESS: 138 mils (3.5 mm)



SOPRALENE 250 SP 4.0

SOPRALENE 250 SP 4.0 is composed of a proprietary formulation of elastomeric styrene-butadiene-styrene (SBS) polymer modified bitumen and is reinforced with a tough, dimensionally stable non-woven polyester mat. The topside is surface with fine mineral aggregate and underside is surfaced with polyolefin burn-off film to optimize heat welding.

PRODUCT CODE: 00603

DIMENSIONS: 32.8 ft (10.0 m) x 39.4 in (1.0m)

THICKNESS: 157 mils (4.0 mm)



SOPRALENE FLAM 180 FR GR

SOPRALENE Flam 180 FR GR is composed of a proprietary formulation of elastomeric styrene-butadiene-styrene (SBS) polymer modified bitumen and is reinforced with a tough, dimensionally stable non-woven polyester mat. The topside is surfaced with ceramic coated granules and underside is surfaced with polyolefin burn-off film to optimize heat welding.


PRODUCT CODE: 03961

DIMENSIONS: 32.8 ft (10.0 m) x 39.4 in (1.0m)

THICKNESS: 157 mils (4.0 mm)

SBS ROOF MEMBRANES

SOPRALENE®



SOPRALENE FLAM 180 FR+ GR

SOPRALENE Flam 180 FR+ GR is composed of a proprietary formulation of elastomeric styrene-butadiene-styrene (SBS) polymer modified bitumen and is reinforced with tough, dimensionally stable non-woven polyester mat. The topside is surfaced with ceramic coated granules and underside is surfaced with polyolefin burn-off film to optimize heat welding.

PRODUCT CODE: 01526

DIMENSIONS: 32.8 ft (10.0 m) x 39.4 in (1.0m)

THICKNESS: 157 mils (4.0 mm)



SOPRALENE FLAM 250 FR GR

SOPRALENE Flam 250 FR GR is composed of a proprietary formulation of elastomeric styrene-butadiene-styrene (SBS) polymer modified bitumen and is reinforced with a tough, dimensionally stable non-woven polyester mat. The topside is surfaced with ceramic coated granules and underside is surfaced with polyolefin burn-off film to optimize heat welding.

PRODUCT CODE: 02167

DIMENSIONS: 32.8 ft (10.0 m) x 39.4 in (1.0m)

THICKNESS: 157 mils (4.0 mm)



SOPRALENE FLAM 250 FR+GR

SOPRALENE Flam 250 FR+ GR is composed of a proprietary formulation of elastomeric styrene-butadiene-styrene (SBS) polymer modified bitumen and is reinforced with tough, dimensionally stable non-woven polyester mat. The topside is surfaced with ceramic coated granules and underside is surfaced with polyolefin burn-off film to optimize heat welding.

PRODUCT CODE: 01314

DIMENSIONS: 32.8 ft (10.0 m) x 39.4 in (1.0m)

THICKNESS: 157 mils (4.0 mm)



SOPRALENE 180 SANDED

SOPRALENE 180 Sanded is composed of a proprietary formulation of elastomeric styrene-butadiene-styrene (SBS) polymer modified bitumen and is reinforced with a tough, dimensionally stable non-woven polyester mat. The topside and underside are surfaced with fine mineral aggregate to facilitate cold adhesive and hot asphalt applications.

PRODUCT CODE: 00220

DIMENSIONS: 32.8 ft (10.0 m) x 39.4 in (1.0m)

THICKNESS: 118 mils (3.0 mm)



SOPRALENE 180 SANDED 2.2

SOPRALENE 180 Sanded 2.2 is composed of a proprietary formulation of elastomeric styrene-butadiene-styrene (SBS) polymer modified bitumen and is reinforced with a tough, dimensionally stable non-woven polyester mat. The topside and underside are surfaced with fine mineral aggregate to facilitate cold adhesive and hot asphalt applications.

PRODUCT CODE: 00568

DIMENSIONS: 49.2 ft (15.0 m) x 39.4 in (1.0m)

THICKNESS: 91 mils (2.3 mm)



SOPRALENE 250 SANDED

SOPRALENE 250 Sanded is composed of a proprietary formulation of elastomeric styrene-butadiene-styrene (SBS) polymer modified bitumen and is reinforced with tough, dimensionally stable non-woven polyester mat. The topside and underside are surfaced with fine mineral aggregate to facilitate cold adhesive and hot asphalt applications.

PRODUCT CODE: 00231

DIMENSIONS: 32.8 ft (10.0 m) x 39.4 in (1.0m)

THICKNESS: 157 mils (4.0 mm)

SBS ROOF MEMBRANES

SOPRALENE®



SOPRALENE 180 PS 2.2

SOPRALENE 180 PS 2.2 is composed of a proprietary formulation of elastomeric styrene-butadiene-styrene (SBS) polymer modified bitumen and is reinforced with a tough, dimensionally stable non-woven polyester mat. The topside is surfaced with polyolefin burn-off film and the underside is surfaced with fine mineral aggregate to facilitate cold adhesive and hot asphalt applications.

PRODUCT CODE: 00569

DIMENSIONS: 49.2 ft (15.0 m) x 39.4 in (1.0m)

THICKNESS: 91 mils (2.3 mm)



SOPRALENE 180 PS 3.0

SOPRALENE 180 PS 3.0 is composed of a proprietary formulation of elastomeric styrene-butadiene-styrene (SBS) polymer modified bitumen and is reinforced with a tough, dimensionally stable non-woven polyester mat. The topside is surfaced with polyolefin burn-off film and the underside is surfaced with fine mineral aggregate to facilitate cold adhesive and hot asphalt applications.

PRODUCT CODE: 00550

DIMENSIONS: 32.8 ft (10.0 m) x 39.4 in (1.0m)

THICKNESS: 118 mils (3.0 mm)



SOPRALENE 180 FR GR

SOPRALENE 180 FR GR is composed of a proprietary formulation of elastomeric styrene-butadiene-styrene (SBS) polymer modified bitumen and is reinforced with a tough, dimensionally stable non-woven polyester mat. The topside is surfaced with ceramic coated granules and the underside is surfaced with fine mineral aggregate to facilitate cold adhesive and hot asphalt applications.

PRODUCT CODE: 01365

DIMENSIONS: 32.8 ft (10.0 m) x 39.4 in (1.0m)

THICKNESS: 157 mils (4.0 mm)



SOPRALENE 180 FR+ GR

SOPRALENE 180 FR+ GR is composed of a proprietary formulation of elastomeric styrene-butadiene-styrene (SBS) polymer modified bitumen and is reinforced with a tough, dimensionally stable non-woven polyester mat. The topside is surfaced with ceramic coated granules and the underside is surfaced with fine mineral aggregate to facilitate cold adhesive and hot asphalt applications.

PRODUCT CODE: 01312

DIMENSIONS: 32.8 ft (10.0 m) x 39.4 in (1.0m)

THICKNESS: 157 mils (4.0 mm)



SOPRALENE 250 FR GR

SOPRALENE 250 FR GR is composed of a proprietary formulation of elastomeric styrene-butadiene-styrene (SBS) polymer modified bitumen and is reinforced with a tough, dimensionally stable non-woven polyester mat. The topside is surfaced with ceramic coated granules and the underside is surfaced with fine mineral aggregate to facilitate cold adhesive and hot asphalt applications.

PRODUCT CODE: 01965

DIMENSIONS: 32.8 ft (10.0 m) x 39.4 in (1.0m)

THICKNESS: 157 mils (4.0 mm)



SOPRALENE 250 FR+ GR

SOPRALENE 250 FR+ GR is composed of a proprietary formulation of elastomeric styrene-butadiene-styrene (SBS) polymer modified bitumen and is reinforced with a tough, dimensionally stable non-woven polyester mat. The topside is surfaced with ceramic coated granules and the underside is surfaced with fine mineral aggregate to facilitate cold adhesive and hot asphalt applications.

PRODUCT CODE: 01424

DIMENSIONS: 32.8 ft (10.0 m) x 39.4 in (1.0m)

THICKNESS: 157 mils (4.0 mm)

SBS ROOF MEMBRANES

SOPRALENE®



SOPRALENE FLAM STICK

SOPRALENE Flam Stick is composed of a proprietary formulation of elastomeric styrene-butadiene styrene (SBS) polymer modified bitumen in combination with a high tack self-adhesive layer and is reinforced with a tough, dimensionally stable non-woven polyester mat. The topside is surfaced with polyolefin burn-off film to optimize heat welding and the underside is surfaced with protective polyolefin release film that is removed during application.

PRODUCT CODE: 06010

DIMENSIONS: 49.2 ft (15.0 m) x 39.4 in (1.0m)

THICKNESS: 98 mils (2.5 mm)



SOPRALENE STICK

SOPRALENE Stick is composed of a proprietary formulation of elastomeric styrene-butadiene-styrene (SBS) polymer modified bitumen in combination with a high tack self-adhesive layer and is reinforced with a tough, dimensionally stable non-woven polyester mat. The topside is surfaced with fine mineral aggregate to facilitate cold adhesive and hot asphalt applications and the underside is surfaced with protective polyolefin release film that is removed during application.

PRODUCT CODE: 00153


DIMENSIONS: 49.2 ft (15.0 m) x 39.4 in (1.0m)

THICKNESS: 106 mils (2.7 mm)



SBS ROOF MEMBRANES

ELASTOPHENE®



ELASTOPHENE FLAM

ELASTOPHENE Flam is composed of a proprietary formulation of elastomeric styrene-butadiene-styrene (SBS) polymer modified bitumen and is reinforced with a high quality random glass fiber mat. The topside and underside are surfaced with polyolefin burn-off film to optimize heat welding.

PRODUCT CODE: 00400

DIMENSIONS: 32.8 ft (10.0 m) x 39.4 in (1.0m)

THICKNESS: 118 mils (3.0 mm)



ELASTOPHENE FLAM 2.2

ELASTOPHENE Flam 2.2 is composed of a proprietary formulation of elastomeric styrene-butadiene-styrene (SBS) polymer modified bitumen and is reinforced with a high quality random glass fiber mat. The topside and underside are surfaced with polyolefin burn-off film to optimize heat welding.

PRODUCT CODE: 00390

DIMENSIONS: 49.2 ft (15.0 m) x 39.4 in (1.0m)

THICKNESS: 87 mils (2.2 mm)




ELASTOPHENE FLAM HR 3.0

ELASTOPHENE Flam HR 3.0 is composed of a proprietary formulation of elastomeric styrene-butadiene-styrene (SBS) polymer modified bitumen and is reinforced with high performance glass scrim. The topside and underside are surfaced with polyolefin burn-off film to optimize heat welding.

PRODUCT CODE: 00252

DIMENSIONS: 32.8 ft (10.0 m) x 39.4 in (1.0m)

THICKNESS: 118 mils (3.0 mm)




ELASTOPHENE FLAM HR 2.2

ELASTOPHENE Flam HR 2.2 is composed of a proprietary formulation of elastomeric styrene-butadiene-styrene (SBS) polymer modified bitumen and is reinforced with high performance glass scrim. The topside and underside are surfaced with polyolefin burn-off film to optimize heat welding.

PRODUCT CODE: 00266

DIMENSIONS: 49.2 ft (15.0 m) x 39.4 in (1.0m)

THICKNESS: 87 mils (2.2 mm)




ELASTOPHENE FLAM HS

ELASTOPHENE Flam HS is composed of a proprietary formulation of elastomeric styrene-butadiene-styrene (SBS) polymer modified bitumen and is reinforced with a tough, dimensionally stable composite polyester/glass fiber reinforcement. The topside and underside are surfaced with polyolefin burn-off film to optimize heat welding.

PRODUCT CODE: 00399

DIMENSIONS: 32.8 ft (10.0 m) x 39.4 in (1.0m)

THICKNESS: 118 mils (3.0 mm)



ELASTOPHENE FLAM HS FR GR

ELASTOPHENE Flam HS FR GR is composed of a proprietary formulation of elastomeric styrene-butadiene-styrene (SBS) polymer modified bitumen and is reinforced with a tough, dimensionally stable composite polyester/glass fiber reinforcement. The topside is surfaced with ceramic coated granules and the underside is surfaced with polyolefin burn-off film to optimize heat welding.

PRODUCT CODE: 01284

DIMENSIONS: 32.8 ft (10.0 m) x 39.4 in (1.0m)

THICKNESS: 138 mils (3.5 mm)

SBS ROOF MEMBRANES

ELASTOPHENE®



ELASTOPHENE SP 2.2

ELASTOPHENE SP 2.2 is composed of a proprietary formulation of elastomeric styrene-butadiene-styrene (SBS) polymer modified bitumen and is reinforced with a high quality random glass fiber mat. The topside is surfaced with fine mineral aggregate and underside are surfaced with polyolefin burn-off film to optimize heat welding.

PRODUCT CODE: 00490

DIMENSIONS: 49.2 ft (15.0 m) x 39.4 in (1.0m)

THICKNESS: 87 mils (2.2 mm)



ELASTOPHENE SP 3.0

ELASTOPHENE SP 3.0 is composed of a proprietary formulation of elastomeric styrene-butadiene-styrene (SBS) polymer modified bitumen and is reinforced with a high quality random glass fiber mat. The topside is surface with fine mineral aggregate and underside is surfaced with polyolefin burn-off film to optimize heat welding.

PRODUCT CODE: 00494

DIMENSIONS: 32.8 ft (10.0 m) x 39.4 in (1.0m)

THICKNESS: 118 mils (3.0 mm)




ELASTOPHENE FLAM LS FR GR

ELASTOPHENE Flam LS FR GR is composed of a proprietary formulation of elastomeric styrene-butadiene-styrene (SBS) polymer modified bitumen and is reinforced with a high quality random glass fiber mat. The topside is surfaced with ceramic coated granules and underside is surfaced with polyolefin burn-off film to optimize heat welding.

PRODUCT CODE: 01264

DIMENSIONS: 32.8 ft (10.0 m) x 39.4 in (1.0m)

THICKNESS: 138 mils (3.5 mm)



ELASTOPHENE FLAM FR GR

ELASTOPHENE Flam FR GR is composed of a proprietary formulation of elastomeric styrene-butadiene-styrene (SBS) polymer modified bitumen and is reinforced with a high quality random glass fiber mat. The topside is surfaced with ceramic coated granules and underside are surfaced with polyolefin burn-off film to optimize heat welding.

PRODUCT CODE: 03864

DIMENSIONS: 32.8 ft (10.0 m) x 39.4 in (1.0m)

THICKNESS: 138 mils (3.5 mm)



ELASTOPHENE FLAM FR+ GR

ELASTOPHENE Flam FR+ GR is composed of a proprietary formulation of elastomeric styrene-butadiene-styrene (SBS) polymer modified bitumen and is reinforced with a high quality random glass fiber mat. The topside is surfaced with ceramic coated granules and underside are surfaced with polyolefin burn-off film to optimize heat welding.

PRODUCT CODE: 03764

DIMENSIONS: 32.8 ft (10.0 m) x 39.4 in (1.0m)

THICKNESS: 138 mils (3.5 mm)



ELASTOPHENE FLAM HR FR GR

ELASTOPHENE Flam HR FR GR is composed of a proprietary formulation of elastomeric styrene-butadiene-styrene (SBS) polymer modified bitumen and is reinforced with high performance glass scrim. The topside is surfaced with ceramic coated granules and underside is surfaced with polyolefin burn-off film to optimize heat welding.


PRODUCT CODE: 01198

DIMENSIONS: 32.8 ft (10.0 m) x 39.4 in (1.0m)

THICKNESS: 138 mils (3.5 mm)

SBS ROOF MEMBRANES

ELASTOPHENE®



ELASTOPHENE FLAM HS FR

ELASTOPHENE Flam HS FR is composed of a proprietary formulation of elastomeric styrene-butadiene-styrene (SBS) polymer modified bitumen and is reinforced with a tough, dimensionally stable composite polyester/glass fiber reinforcement. The topside and underside are surfaced with polyolefin burn-off film to optimize heat welding.

PRODUCT CODE: 00445

DIMENSIONS: 32.8 ft (10.0 m) x 39.4 in (1.0m)

THICKNESS: 118 mils (3.0 mm)



ELASTOPHENE LS FR GR

ELASTOPHENE LS FR GR is composed of a proprietary formulation of elastomeric styrene-butadiene-styrene (SBS) polymer modified bitumen and is reinforced with a high quality random glass fiber mat. The topside is surfaced with ceramic coated granules and the underside is surfaced with fine mineral aggregate to facilitate cold adhesive and hot asphalt applications.

PRODUCT CODE: 01062

DIMENSIONS: 32.8 ft (10.0 m) x 39.4 in (1.0m)

THICKNESS: 138 mils (3.5 mm)



ELASTOPHENE HR SANDED 2.2

ELASTOPHENE HR Sanded 2.2 is composed of a proprietary formulation of elastomeric styrene-butadiene-styrene (SBS) polymer modified bitumen and is reinforced with high performance glass scrim. The topside and underside are surfaced with fine mineral aggregate to facilitate cold adhesive and hot asphalt applications.

PRODUCT CODE: 00209

DIMENSIONS: 49.2 ft (15.0 m) x 39.4 in (1.0m)

THICKNESS: 87 mils (2.2 mm)




ELASTOPHENE HR SANDED 3.0

ELASTOPHENE HR Sanded 3.0 is composed of a proprietary formulation of elastomeric styrene-butadiene-styrene (SBS) polymer modified bitumen and is reinforced with high performance glass scrim. The topside and underside are surfaced with fine mineral aggregate to facilitate cold adhesive and hot asphalt applications.

PRODUCT CODE: 00213

DIMENSIONS: 32.8 ft (10.0 m) x 39.4 in (1.0m)

THICKNESS: 118 mils (3.0 mm)



ELASTOPHENE HS FR SANDED

ELASTOPHENE HS FR Sanded is composed of a proprietary formulation of elastomeric styrene-butadiene-styrene (SBS) polymer modified bitumen and is reinforced with tough, dimensionally stable composite polyester/glass fiber reinforcement. The topside and underside are surfaced with fine mineral aggregate to facilitate cold adhesive and hot asphalt applications.

PRODUCT CODE: 00456

DIMENSIONS: 32.8 ft (10.0 m) x 39.4 in (1.0m)

THICKNESS: 118 mils (3.0 mm)



ELASTOPHENE HS SANDED

ELASTOPHENE HS Sanded is composed of a proprietary formulation of elastomeric styrene-butadiene-styrene (SBS) polymer modified bitumen and is reinforced with a tough, dimensionally stable composite polyester/glass fiber reinforcement. The topside and underside are surfaced with fine mineral aggregate to facilitate cold adhesive and hot asphalt applications.


PRODUCT CODE: 00564

DIMENSIONS: 32.8 ft (10.0 m) x 39.4 in (1.0m)

THICKNESS: 118 mils (3.0 mm)

SBS ROOF MEMBRANES

ELASTOPHENE®



ELASTOPHENE SANDED 2.2

ELASTOPHENE Sanded 2.2 is composed of a proprietary formulation of elastomeric styrene-butadiene-styrene (SBS) polymer modified bitumen and is reinforced with a high quality random glass fiber mat. The topside and underside are surfaced with fine mineral aggregate to facilitate cold adhesive and hot asphalt applications.

PRODUCT CODE: 00206

DIMENSIONS: 49.2 ft (15.0 m) x 39.4 in (1.0m)

THICKNESS: 87 mils (2.2 mm)



ELASTOPHENE SANDED 3.0

ELASTOPHENE Sanded 3.0 is composed of a proprietary formulation of elastomeric styrene-butadiene-styrene (SBS) polymer modified bitumen and is reinforced with a high quality random glass fiber mat. The topside and underside are surfaced with fine mineral aggregate to facilitate cold adhesive and hot asphalt applications.

PRODUCT CODE: 00251

DIMENSIONS: 32.8 ft (10.0 m) x 39.4 in (1.0m)

THICKNESS: 118 mils (3.0 mm)



ELASTOPHENE PS 2.2

ELASTOPHENE PS 2.2 is composed of a proprietary formulation of elastomeric styrene-butadiene-styrene (SBS) polymer modified bitumen and is reinforced with high quality random glass fiber mat. The topside is surfaced with polyolefin burn-off film and the underside is surfaced with fine mineral aggregate to facilitate cold adhesive and hot asphalt applications.

PRODUCT CODE: 00500

DIMENSIONS: 49.2 ft (15.0 m) x 39.4 in (1.0m)

THICKNESS: 87 mils (2.2 mm)



ELASTOPHENE PS 3.0

ELASTOPHENE PS 3.0 is composed of a proprietary formulation of elastomeric styrene-butadiene-styrene (SBS) polymer modified bitumen and is reinforced with high quality random glass fiber mat. The topside is surfaced with polyolefin burn-off film and the underside is surfaced with fine mineral aggregate to facilitate cold adhesive and hot asphalt applications.

PRODUCT CODE: 00504

DIMENSIONS: 32.8 ft (10.0 m) x 39.4 in (1.0m)

THICKNESS: 118 mils (3.0 mm)



ELASTOPHENE FR GR

ELASTOPHENE FR GR is composed of a proprietary formulation of elastomeric styrene-butadiene-styrene (SBS) polymer modified bitumen and is reinforced with a high quality random glass fiber mat. The topside is surfaced with ceramic coated granules and the underside is surfaced with fine mineral aggregate to facilitate cold adhesive and hot asphalt applications.

PRODUCT CODE: 01159

DIMENSIONS: 32.8 ft (10.0 m) x 39.4 in (1.0m)

THICKNESS: 138 mils (3.5 mm)



ELASTOPHENE FR+ GR

ELASTOPHENE FR+ GR is composed of a proprietary formulation of elastomeric styrene-butadiene-styrene (SBS) polymer modified bitumen and is reinforced with a high quality random glass fiber mat. The topside is surfaced with ceramic coated granules and the underside is surfaced with fine mineral aggregate to facilitate cold adhesive and hot asphalt applications.

PRODUCT CODE: 01106

DIMENSIONS: 32.8 ft (10.0 m) x 39.4 in (1.0m)

THICKNESS: 138 mils (3.5 mm)

SBS ROOF MEMBRANES

ELASTOPHENE®



ELASTOPHENE HR FR GR

ELASTOPHENE HR FR GR is composed of a proprietary formulation of elastomeric styrene-butadiene-styrene (SBS) polymer modified bitumen and is reinforced with high performance glass scrim. The topside is surfaced with ceramic coated granules and the underside is surfaced with fine mineral aggregate to facilitate cold adhesive and hot asphalt applications.

PRODUCT CODE: 01168

DIMENSIONS: 32.8 ft (10.0 m) x 39.4 in (1.0m)

THICKNESS: 138 mils (3.5 mm)



ELASTOPHENE HS FR GR

ELASTOPHENE HS FR GR is composed of a proprietary formulation of elastomeric styrene-butadiene-styrene (SBS) polymer modified bitumen and is reinforced with a tough, dimensionally stable composite polyester/glass fiber reinforcement. The topside is surfaced with ceramic coated granules and the underside is surfaced with fine mineral aggregate to facilitate cold adhesive and hot asphalt applications.

PRODUCT CODE: 01005

DIMENSIONS: 32.8 ft (10.0 m) x 39.4 in (1.0m)

THICKNESS: 138 mils (3.5 mm)




ELASTOPHENE FLAM STICK

ELASTOPHENE Flam Stick is composed of a proprietary formulation of elastomeric styrene-butadiene-styrene (SBS) polymer modified bitumen in combination with a high tack self-adhesive layer and is reinforced with a high quality random glass fiber mat. The topside is surfaced with polyolefin burn-off film to optimize heat welding and the underside is surfaced with protective polyolefin release film that is removed during application.

PRODUCT CODE: 00570

DIMENSIONS: 49.2 ft (15.0 m) x 39.4 in (1.0m)

THICKNESS: 87 mils (2.2 mm)



ELASTOPHENE STICK

ELASTOPHENE Stick is composed of a proprietary formulation of elastomeric styrene-butadiene-styrene (SBS) polymer modified bitumen in combination with a high tack self-adhesive layer and is reinforced with a high quality random glass fiber mat. The topside is surfaced with fine mineral aggregate to facilitate, self-adhered cold adhesive and hot asphalt applications and the underside is surfaced with protective polyolefin release film that is removed during application.

PRODUCT CODE: 00571

DIMENSIONS: 49.2 ft (15.0 m) x 39.4 in (1.0m)

THICKNESS: 87 mils (2.2 mm)



ELASTOPHENE STICK FR GR

ELASTOPHENE Stick FR GR is composed of a proprietary formulation of elastomeric styrene-butadiene-styrene (SBS) polymer modified bitumen in combination with a high tack self adhesive layer and is reinforced with a tough, high quality random glass fiber mat. The topside is surfaced with ceramic coated granules and underside is surfaced with a protective polyolefin release film that is removed during application.

PRODUCT CODE: 06361

DIMENSIONS: 32.8 ft (10.0 m) x 39.4 in (1.0m)

THICKNESS: 142 mils (3.6 mm)



ELASTOPHENE STICK HR FR GR

ELASTOPHENE Stick HR FR GR is composed of a proprietary formulation of elastomeric styrene-butadiene-styrene (SBS) polymer modified bitumen and is reinforced with tough, dimensionally stable composite glass/glass fiber reinforcement. The topside is surfaced with ceramic coated granules and underside is surfaced with protective polyolefin release film that is removed during application.

PRODUCT CODE: 07065

DIMENSIONS: 32.8 ft (10.0 m) x 39.4 in (1.0m)

THICKNESS: 138 mils (3.5 mm)

SBS ROOF MEMBRANES

SOPRAPHIX®



SOPRAPHIX BASE 611

SOPRAPHIX Base 611 is composed of a proprietary formulation of elastomeric styrene-butadiene-styrene (SBS) polymer modified bitumen and is reinforced with a tough, dimensionally stable non-woven polyester mat engineered for mechanical attachment. The underside is surfaced with fine mineral aggregate and the topside surfaced with polyolefin burn-off film to optimize heat welding.

PRODUCT CODE: 00802

DIMENSIONS: 49.2 ft (15.0 m) x 39.4 in (1.0m)

THICKNESS: 98 mils (2.5 mm)



SOPRAPHIX BASE 612

SOPRAPHIX Base 612 is composed of a proprietary formulation of elastomeric styrene-butadiene-styrene (SBS) polymer modified bitumen and is reinforced with a tough, dimensionally stable non-woven polyester mat engineered for mechanical attachment. The topside and underside are surfaced with polyolefin burn-off film to optimize heat welding.

PRODUCT CODE: 00425

DIMENSIONS: 32.8 ft (10.0 m) x 39.4 in (1.0m)

THICKNESS: 118 mils (3.0 mm)



SOPRAPHIX BASE 613

SOPRAPHIX Base 613 is composed of a proprietary formulation of elastomeric styrene-butadiene-styrene (SBS) polymer modified bitumen and is reinforced with a tough, dimensionally stable non-woven polyester mat engineered for mechanical attachment. The topside and underside are surfaced with polyolefin burn-off film to optimize heat welding.

PRODUCT CODE: 00423

DIMENSIONS: 32.8 ft (10.0 m) x 39.4 in (1.0m)

THICKNESS: 118 mils (3.0 mm)



SOPRAPHIX BASE 614

SOPRAPHIX Base 614 is composed of a proprietary formulation of elastomeric styrene-butadiene-styrene (SBS) polymer modified bitumen and is reinforced with a tough, dimensionally stable non-woven polyester mat engineered for mechanical attachment. The topside and underside are surfaced with polyolefin burn-off film to optimize heat welding.

PRODUCT CODE: 00433

DIMENSIONS: 32.8 ft (10.0 m) x 39.4 in (1.0m)

THICKNESS: 157 mils (4.0 mm)



SOPRAPHIX BASE 622

SOPRAPHIX Base 622 is composed of a proprietary formulation of elastomeric styrene-butadiene-styrene (SBS) polymer modified bitumen and is reinforced with a tough, dimensionally stable non-woven polyester mat engineered for mechanical attachment. The topside and underside are surfaced with fine mineral aggregate to facilitate subsequent cold adhesive or self-adhered application.

PRODUCT CODE: 00256

DIMENSIONS: 32.8 ft (10.0 m) x 39.4 in (1.0m)

THICKNESS: 110 mils (2.8 mm)



SOPRAPHIX BASE 641

SOPRAPHIX Base 641 is composed of a proprietary formulation of elastomeric styrene-butadiene-styrene (SBS) polymer modified bitumen and is reinforced with a tough, dimensionally stable non-woven polyester mat engineered for mechanical attachment. The topside and underside are surfaced with fine mineral aggregate to facilitate subsequent cold adhesive or self-adhered application, while the laps are surfaced with self-adhesive.

PRODUCT CODE: 00627

DIMENSIONS: 32.8 ft (10.0 m) x 39.4 in (1.0m)

THICKNESS: 110 mils (2.8 mm)

SBS ROOF MEMBRANES

SOPRASTAR®



SOPRASTAR FLAM

SOPRASTAR Flam is composed of a proprietary formulation of elastomeric styrene-butadiene-styrene (SBS) polymer modified bitumen and is reinforced with a tough, dimensionally stable composite polyester/glass fiber reinforcement. The topside is surfaced with a highly reflective white film and underside is surfaced with polyolefin burn-off film to optimize heat welding.

PRODUCT CODE: 00026

DIMENSIONS: 32.8 ft (10.0 m) x 39.4 in (1.0m)

THICKNESS: 138 mils (3.5 mm)



SOPRASTAR SANDED

SOPRASTAR Sanded is composed of a proprietary formulation of elastomeric styrene-butadiene-styrene (SBS) polymer modified bitumen and is reinforced with a tough, dimensionally stable composite polyester/glass fiber reinforcement. The topside is surfaced with a highly reflective white film and underside is surfaced with fine mineral aggregate to facilitate cold adhesive and hot asphalt applications.

PRODUCT CODE: 00027

DIMENSIONS: 32.8 ft (10.0 m) x 39.4 in (1.0m)

THICKNESS: 138 mils (3.5 mm)



SOPRASTAR SANDED PPLAP

SOPRASTAR Sanded PPLAP is composed of a proprietary formulation of elastomeric styrene-butadiene-styrene (SBS) polymer modified bitumen and is reinforced with a tough, dimensionally stable composite polyester/glass fiber reinforcement. The topside is surfaced with a highly reflective white film and underside is surfaced with fine mineral aggregate to facilitate cold adhesive and hot asphalt applications.

PRODUCT CODE: 00045

DIMENSIONS: 32.8 ft (10.0 m) x 39.4 in (1.0m)

THICKNESS: 138 mils (3.5 mm)



SBS ROOF MEMBRANES

COLVENT®



COLVENT SA

COLVENT SA is composed of a proprietary formulation of elastomeric styrene-butadiene-styrene (SBS) polymer modified bitumen in combination with high tack self-adhesive ribbons and is reinforced with a high quality random glass fiber mat. The ribbon strips are arranged in a pattern to vent vapor pressure between the substrate and the COLVENT SA. The topside is surfaced with fine mineral aggregate to optimize cold adhesive and hot asphalt applications and the underside is surfaced with protective polyolefin release film that is removed during application.

PRODUCT CODE: 00389

DIMENSIONS: 49.2 ft (15.0 m) x 39.4 in (1.0m)

THICKNESS: 87 mils (2.2 mm)



COLVENT 180 TG

COLVENT 180 TG is composed of a proprietary formulation of elastomeric styrene-butadiene-styrene (SBS) polymer modified bitumen in combination with partially adhered ribbons and is reinforced with a tough, dimensionally stable non-woven polyester mat. The ribbon strips are arranged in a pattern to vent vapor pressure between the substrate and the COLVENT 180 TG. The topside is surfaced with fine mineral aggregate to optimize cold adhesive and hot asphalt applications and the underside is surfaced with polyolefin burn-off film to optimize heat welding.

PRODUCT CODE: 00383

DIMENSIONS: 32.8 ft (10.0 m) x 39.4 in (1.0m)

THICKNESS: 118 mils (3.0 mm)



COLVENT FLAM 180 TG

COLVENT Flam 180 TG is composed of a proprietary formulation of elastomeric styrene-butadiene-styrene (SBS) polymer modified bitumen in combination with partially adhered ribbons and is reinforced with a tough, dimensionally stable non-woven polyester mat. The ribbon strips are arranged in a pattern to vent vapor pressure between the substrate and the COLVENT Flam 180 TG. The topside and underside are surfaced with polyolefin burn-off film to optimize heat welding.

PRODUCT CODE: 00375

DIMENSIONS: 32.8 ft (10.0 m) x 39.4 in (1.0m)

THICKNESS: 118 mils (3.0 mm)



COLVENT FLAM TG

COLVENT Flam TG is composed of a proprietary formulation of elastomeric styrene-butadiene-styrene (SBS) polymer modified bitumen in combination with partially adhered ribbons and is reinforced with a high quality random glass fiber mat. The ribbon strips are arranged in a pattern to vent vapor pressure between the substrate and the COLVENT Flam TG. The topside and underside are surfaced with polyolefin burn-off film to optimize heat welding.

PRODUCT CODE: 00372

DIMENSIONS: 49.2 ft (15 m) x 39.4 in (1.0m)

THICKNESS: 87 mils (2.2 mm)



COLVENT TG

COLVENT TG is composed of a proprietary formulation of elastomeric styrene-butadiene-styrene (SBS) polymer modified bitumen in combination with partially adhered ribbons and is reinforced with a high quality random glass fiber mat. The ribbon strips are arranged in a pattern to vent vapor pressure between the substrate and the COLVENT TG. The topside is surfaced with fine mineral aggregate to optimize cold adhesive and hot asphalt applications and the underside is surfaced with polyolefin burn-off film to optimize heat welding.

PRODUCT CODE: 00388

DIMENSIONS: 49.2 ft (15 m) x 39.4 in (1.0m)

THICKNESS: 87 mils (2.2 mm)



COLVENT 180 SA

COLVENT 180 SA is composed of a proprietary formulation of elastomeric styrene-butadiene-styrene (SBS) polymer modified bitumen in combination with high tack self-adhesive ribbons and is reinforced with a tough, dimensionally stable non-woven polyester mat. The ribbon strips are arranged in a pattern to vent vapor pressure between the substrate and the COLVENT 180 SA. The topside is surfaced with fine mineral aggregate to optimize cold adhesive and hot asphalt applications and the underside is surfaced with protective polyolefin release film that is removed during application.

PRODUCT CODE: 00376

DIMENSIONS: 32.8 ft (10.0 m) x 39.4 in (1.0m)

THICKNESS: 118 mils (3.0 mm)

SBS ROOF MEMBRANES

COLVENT® & SOPRALAST®



COLVENT FLAM 180 SA

COLVENT Flam 180 SA is composed of a proprietary formulation of elastomeric styrene-butadiene-styrene (SBS) polymer modified bitumen in combination with high tack self-adhesive ribbons and is reinforced with a tough, dimensionally stable non-woven polyester mat. The ribbon strips are arranged in a pattern to vent vapor pressure between the substrate and the COLVENT Flam 180 SA. The topside is surfaced with polyolefin burn-off film to optimize heat welding and the underside is surfaced with protective polyolefin release film that is removed during application.

PRODUCT CODE: 00374

DIMENSIONS: 32.8 ft (10.0 m) x 39.4 in (1.0m)

THICKNESS: 118 mils (3.0 mm)



COLVENT FLAM SA

COLVENT Flam SA is composed of a proprietary formulation of elastomeric styrene-butadiene-styrene (SBS) polymer modified bitumen in combination with high tack self-adhesive ribbons and is reinforced with a high quality random glass fiber mat. The ribbon strips are arranged in a pattern to vent vapor pressure between the substrate and the COLVENT Flam SA. The topside is surfaced with polyolefin burn-off film to optimize heat welding and the underside is surfaced with protective polyolefin release film that is removed during application.

PRODUCT CODE: 00371

DIMENSIONS: 49.2 ft (15.0 m) x 39.4 in (1.0m)

THICKNESS: 87 mils (2.2 mm)




SOPRALAST 50 TV ALU

SOPRALAST 50 TV ALU is composed of a proprietary formulation of elastomeric styrene-butadiene-styrene (SBS) polymer modified bitumen and is reinforced with a high strength glass scrim. The topside is surfaced with an aluminum foil and underside is surfaced with polyolefin burn-off film to optimize heat welding.

PRODUCT CODE: 05181

DIMENSIONS: 32.8 ft (10.0 m) x 39.4 in (1.0m)

THICKNESS: 157 mils (4.0 mm)



SOPRALAST 50 TV ALU SANDED

SOPRALAST 50 TV ALU Sanded is composed of a proprietary formulation of elastomeric styrene-butadiene-styrene (SBS) polymer modified bitumen and is reinforced with a high strength glass fiber scrim. The topside is surfaced with an aluminum foil and underside is surfaced with fine mineral aggregate to facilitate cold adhesive and hot asphalt applications.

PRODUCT CODE: 05151

DIMENSIONS: 32.8 ft (10.0 m) x 39.4 in (1.0m)

THICKNESS: 157 mils (4.0 mm)

LIQUID APPLIED MEMBRANES

ALSAN® RS



ALSAN RS 230 FIELD

ALSAN RS 230 Field is a high performance, rapid-setting, polymethyl methacrylate (PMMA) liquid resin. ALSAN RS 230 Field is catalyzed with ALSAN RS catalyst powder and combined with ALSAN RS Fleece reinforcing fabric to form a flexible, monolithic, reinforced membrane.

PRODUCT CODE: L-RS020/L-RS020SC

UNIT SIZE: 25 kg / 20.5 L

COLORS: Pebble Gray & Traffic White

GRADES: Winter & Summer



ALSAN RS 230 FLASH

ALSAN RS 230 Flash is a high performance, rapid-setting, polymethyl methacrylate (PMMA) liquid resin for use in flashing applications. ALSAN RS 230 Flash is catalyzed with ALSAN RS Catalyst Powder and combined with ALSAN RS Fleece to form a flexible, monolithic, reinforced membrane.

PRODUCT CODE: L-RS022S/L-RS022SC

UNIT SIZE: 12 kg / 9.8 L

COLORS: Pebble Gray & Traffic White

GRADES: Winter & Summer



ALSAN RS 260 LO FIELD

ALSAN RS 260 LO Field is a high performance, low odor, rapid-setting, polymethacrylate (PMA) liquid resin. ALSAN RS 260 LO Field is catalyzed with ALSAN RS Catalyst Powder and combined with ALSAN RS Fleece to form a flexible, monolithic, reinforced membrane.

PRODUCT CODE: L-RS050S

UNIT SIZE: 25 kg / 19.7 L

COLORS: Pebble Gray & Traffic White

GRADES: All Season



ALSAN RS 260 LO FLASH

ALSAN RS 260 LO Flash is a high performance, low odor, rapid-setting, polymethacrylate (PMA) liquid resin for use in flashing applications. ALSAN RS 260 LO Flash is catalyzed with ALSAN RS Catalyst Powder and combined with ALSAN RS Fleece reinforcing fabric to form a flexible, monolithic, reinforced membrane.

PRODUCT CODE: L-RS0525

UNIT SIZE: 12.5 kg / 9.8 L

COLORS: Pebble Gray & Traffic White

GRADES: All Season



ALSAN RS 287 COLOR FINISH BASE

ALSAN RS 287 Color Finish Base is a high performance, colorless, rapid-setting, polymethyl methacrylate (PMMA) liquid base resin. ALSAN RS 287 Color Finish Base is an un-pigmented resin that must be mixed with a pre-measured and packaged ALSAN RS Color Additive.

PRODUCT CODE: L-RS0287

UNIT SIZE: 8.5 kg / 8.3 L

COLORS: N/A

GRADES: All Season



ALSAN RS 210

ALSAN RS 210 is a high performance, rapid-setting, polymethyl methacrylate (PMMA) resin. ALSAN RS 210 is utilized in conjunction with ALSAN RS 223 Mixing Powder to create ALSAN RS 233 Self Leveling Mortar.

PRODUCT CODE: L-RS010S

UNIT SIZE: 10 kg / 9.5 L

COLORS: Pebble Gray

GRADES: Winter & Summer

LIQUID APPLIED MEMBRANES

ALSAN® RS



ALSAN RS 223 MIXING POWDER

ALSAN RS 223 Mixing Powder is added to ALSAN RS 210, in the field to create ALSAN RS 233 Self-Leveling Mortar. It may also be used with ALSAN RS 240 LO to create ALSAN RS 263 LO Self-Leveling Mortar.

PRODUCT CODE: L-RS223

WEIGHT: 23 kg / 50.7 lb

COLORS: N/A

GRADES: All Season



ALSAN RS 240 LO

ALSAN RS 240 LO is a high performance, low odor, rapid-setting, polymethacrylate (PMA) resin. ALSAN RS 240 is utilized in conjunction with ALSAN RS 223 Mixing Powder to create ALSAN RS 263 LO Self-Leveling Mortar.

PRODUCT CODE: L-RS015S

WEIGHT: 10 kg / 9.3 L

COLORS: Pebble Gray

GRADES: All Season



ALSAN RS 289 TEXTURED BASE

ALSAN RS 289 Textured Base is a high performance, rapid-setting, polymethyl methacrylate (PMMA) liquid base resin that utilizes aggregate to form a trafficable surface. ALSAN RS 289 Textured Base is an unpigmented resin that must be mixed with a pre-measured and packaged ALSAN RS Color Additive.

PRODUCT CODE: L-RS289

WEIGHT: 13.5 kg / 9 L

COLORS: N/A

GRADES: All Season



PVC SYNTHETIC MEMBRANES

SENTINEL®



SENTINEL P150

SENTINEL P150 is a high performance, polyester reinforced, thermoplastic polyvinyl chloride (PVC) roof membrane, specially designed to provide unmatched flexibility and long-term performance. SENTINEL membranes provide the proven fire and chemical resistance of PVC along with superior weldability, making it easy to conform to complex geometries.

PRODUCT CODE: P302/P302-H

DIMENSIONS: 10 ft (3.0 m) x 100 ft (30.5m) or 5 ft (1.5 m) x 100 ft (30.5 m)

THICKNESS: 60 mils (1.5 mm)

COLORS: White, Gray & Tan



SENTINEL G150

SENTINEL G150 is a high performance, fiberglass reinforced, thermoplastic polyvinyl chloride (PVC) roof membrane, specially designed to provide unmatched flexibility and long-term performance. SENTINEL membranes provide the proven fire and chemical resistance of PVC along with the superior weldability, making it easy to conform to complex geometries. SENTINEL G150 is available in 2.5" wide sheets making it ideal for field fabricated details.

PRODUCT CODE: P300/P300-D

DIMENSIONS: 10 ft (3.0 m) x 100 ft (30.5m) or 2.5 ft (0.76 m) x 100 ft (30.5 m)

THICKNESS: 60 mils (1.5 mm)

COLORS: White, Gray & Tan



SENTINEL P150 HFB

SENTINEL P150 HFB is a high performance, polyester reinforced fleeced-back, thermoplastic polyvinyl chloride (PVC) roof membrane, specially designed to provide unmatched flexibility and long-term performance. SENTINEL membranes provide the proven fire and chemical resistance of PVC along with superior weldability, making it easy to conform to complex geometries.

PRODUCT CODE: P304

DIMENSIONS: 10 ft (3.0 m) x 80 ft (24.4m)

THICKNESS: 60 mils (1.5 mm)

COLORS: White, Gray & Tan



SENTINEL P200

SENTINEL P200 is a high performance, polyester reinforced, thermoplastic polyvinyl chloride (PVC) roof membrane, specially designed to provide unmatched flexibility and long-term performance. SENTINEL membranes provide the proven fire and chemical resistance of PVC along with superior weldability, making it easy to conform to complex geometries.

PRODUCT CODE: P303/P303-H

DIMENSIONS: 10 ft (3.0 m) x 65 ft (19.8 m) or 2.5 ft (0.76 m) x 65 ft (19.8 m)

THICKNESS: 80 mils (2.0 mm)

COLORS: White, Gray & Tan



SENTINEL G200

SENTINEL G200 is a high performance, fiberglass reinforced, thermoplastic polyvinyl chloride (PVC) roof membrane, specially designed to provide unmatched flexibility and long-term performance. SENTINEL membranes provide the proven fire and chemical resistance of PVC along with the superior weldability, making it easy to conform to complex geometries.

PRODUCT CODE: P301/P301-D

DIMENSIONS: 10 ft (3.0 m) x 65 ft (19.8 m) or 2.5 ft (0.76 m) x 65 ft (19.8 m)

THICKNESS: 80 mils (2.0 mm)

COLORS: White, Gray & Tan



SENTINEL P200 HFB

SENTINEL P200 HFB is a high performance, polyester reinforced, fleeced-back, thermoplastic polyvinyl chloride (PVC) roof membrane, specially designed to provide unmatched flexibility and long-term performance. SENTINEL membranes provide the proven fire and chemical resistance of PVC along with superior weldability, making it easy to conform to complex geometries.

PRODUCT CODE: P305

DIMENSIONS: 10 ft (3.0 m) x 65 in (19.8 m)

THICKNESS: 80 mils (2.0 mm)

COLORS: White, Gray & Tan

PVC SYNTHETIC MEMBRANES

SENTINEL®



SENTINEL COPPER ART P150

SENTINEL Copper Art is a high performance, polyester reinforced, thermoplastic polyvinyl chloride (PVC) roof membrane, specially designed to provide unmatched flexibility and long-term performance. SENTINEL membranes provide the proven fire and chemical resistance of PVC along with superior weldability, making it easy to conform to complex geometries. SENTINEL Copper Art utilizes a specialized process that allows copper metal powder to incorporate into the PVC blend, producing a non-pigmented copper/pvc membrane.

PRODUCT CODE: M101

DIMENSIONS: 5.25 ft (1.6 m) x 65.5 in (20.0 m)

THICKNESS: 60 mils (1.5 mm)

COLORS: Copper



SENTINEL COPPER ART P150 HFB

SENTINEL Copper Art P150 HFB is a high performance, polyester reinforced, fleeced-back, thermoplastic polyvinyl chloride (PVC) roof membrane, specially designed to provide unmatched flexibility and long-term performance. SENTINEL membranes provide the proven fire and chemical resistance of PVC along with superior weldability, making it easy to conform to complex geometries. SENTINEL Copper Art utilizes a specialized process that allows copper metal powder to incorporate into the PVC blend, producing a non-pigmented copper/PVC membrane.

PRODUCT CODE: M102

DIMENSIONS: 5.25 ft (1.6 m) x 65.5 in (20.0 m)

THICKNESS: 60 mils (1.5 mm)

COLORS: Copper



SENTINEL SILVER ART P150

SENTINEL Silver Art P150 is a high performance, polyester reinforced, thermoplastic polyvinyl chloride (PVC) roof membrane, specially designed to provide unmatched flexibility and long-term performance. SENTINEL membranes provide the proven fire and chemical resistance of PVC along with superior weldability, making it easy to conform to complex geometries. SENTINEL Silver Art P150 utilizes a specialized process that allows aluminum metallic powder to incorporate into the PVC blend, producing a non-pigmented aluminum PVC membrane.

PRODUCT CODE: M201

DIMENSIONS: 5.25 ft (1.6 m) x 65.5 in (20.0 m)

THICKNESS: 60 mils (1.5 mm)

COLORS: Silver



SENTINEL SILVER ART P150 HFB

SENTINEL Silver Art P150 HFB is a high performance, polyester reinforced, fleeced-back, thermoplastic polyvinyl chloride (PVC) roof membrane, specially designed to provide unmatched flexibility and long-term performance. SENTINEL membranes provide the proven fire and chemical resistance of PVC along with superior weldability, making it easy to conform to complex geometries. SENTINEL Silver Art utilizes a manufacturing process whereby aluminum metal powder is incorporated into the PVC formulation, producing a thermoplastic membrane with the aesthetics created by the natural weathering of metal.

PRODUCT CODE: M202

DIMENSIONS: 5.25 ft (1.6 m) x 65.5 in (20.0 m)

THICKNESS: 60 mils (1.5 mm)

COLORS: Silver



VEGETATED ROOF SYSTEMS

SOPRANATURE®



SOPRANATURE INSPECTION CHAMBER

SOPRANATURE Inspection Chambers are aluminum drainage boxes designed to fit over roof drains to protect from debris.

PRODUCT CODE: Ask Customer Service



SOPRANATURE ROOT BARRIER

SOPRANATURE Root Barrier is a virgin blended linear low-density polyethylene layer designed to protect the underlying waterproofing membrane from root penetration.

PRODUCT CODE: W805 (20 mil), W810 (30 mil)



SOPRANATURE EDGE RESTRAINT

SOPRANATURE Edge Restraints are lightweight, rigid, aluminum, L-shaped restraints designed to retain growing media, ballast or decorative stone and pavers.

PRODUCT CODE: Ask Customer Service



SOPRANATURE ECOVENT

SOPRANATURE Ecovent is a .40 inch, geometric patterned core, drainage mat composed of an extruded polymer matrix of tangled monofilaments that are heat-welded at each junction to form resilient structure. The topside is lined with a non-woven geotextile filter fabric designed to keep soil and concrete away from the deck and the underside is a drainage layer. SOPRANATURE Ecovent rolls out relaxed for ease of application and time-saving solutions.

PRODUCT CODE: W706



SOPRANATURE ECOVENT 2

SOPRANATURE Ecovent 2 is a .40 inch, geometric patterned core, drainage mat composed of an extruded polymer matrix of tangled monofilaments that are heat-welded at each junction to form a resilient structure with fabric laminated to each side. The topside is surfaced with a filter fabric to hold soil particles and concrete away from the deck and the underside is surfaced with a protection fabric. SOPRANATURE Ecovent 2 rolls out relaxed for ease of application and time-saving solutions.

PRODUCT CODE: W707



SOPRANATURE ECOVENT WR

SOPRANATURE Ecovent WR is a .40 inch, geometric patterned core drainage mat that is composed of an extruded polymer matrix of tangled monofilaments heat-welded at the laps to form a resilient structure. The topside is laminated with a water absorption fabric. The water absorption fabric holds water to minimize stormwater runoff and hydrate the vegetated roof when there is limited rain fall. SOPRANATURE Ecovent WR rolls out relaxed for ease of application and time-saving solutions.

PRODUCT CODE: W702

VEGETATED ROOF SYSTEMS


SOPRANATURE®



SOPRANATURE ECOVENT 2 WR

SOPRANATURE Ecovent 2 WR is a .40 inch, geometric patterned core, drainage mat composed of an extruded polymer matrix of tangled monofilaments that are heat-welded at each junction to form a resilient structure that has fabric laminated to each side. The topside is a water absorption fabric and the underside is a protection fabric. The water absorption fabric holds water to minimize stormwater runoff and hydrate the vegetated roof when there is limited rain fall. The underside is covered with a protective fabric that acts as a weather resistant barrier from the entangled net. SOPRANATURE Ecovent 2 WR rolls out relaxed for ease of application and time-saving solutions.

PRODUCT CODE: W703



SOPRANATURE SEDUM MATS

SOPRANATURE Sedum Mats are vegetated mats composed of a variation of sedum mixtures and are placed directly over the growing media.

PRODUCT CODE: Ask Customer Service



SOPRANATURE SEDUM TILES

SOPRANATURE Sedum Tiles offer a variety of sedum options for varying environmental and project conditions, and are placed directly over the growing media.

PRODUCT CODE: Ask Customer Service



SOPRANATURE MOISTURE RETENTION MAT

SOPRANATURE Moisture Retention Mat is a nonorganic mat designed to retain water to aid in stormwater management as well as support plants.

PRODUCT CODE: Ask Customer Service



SOPRANATURE MODULAR SYSTEM

SOPRANATURE Modular System is a pre-vegetated system composed of 100 % recycled High Density Polyethylene (HDPE). SOPRANATURE Modular System contains an aggregate drainage layer, filter fabric and growth media designed to meet each specific environmental requirement.

PRODUCT CODE: Ask Customer Service



SOPRANATURE FILTER FABRIC

SOPRANATURE Filter Fabric is a non-recycled non-woven geotextile designed to separate the growth medium from the drainage system.

PRODUCT CODE: W807 (6.25x360), W811 (12.5x 360)

VEGETATED ROOF SYSTEMS

SOPRANATURE®



SOPRANATURE DIMPLE DRAIN 100

SOPRANATURE Dimple Drain 100 is a heavy duty drainage layer with a woven filter fabric attached designed to provide hydrostatic relief by retaining soil and concrete allowing filtered water to pass into the drainage core.

PRODUCT CODE: Ask Customer Service



SOPRANATURE DIMPLE DRAIN 102

SOPRANATURE Dimple Drain 102 is a heavy duty drainage layer with a non-woven filter fabric attached designed to provide hydrostatic relief by retaining soil and concrete allowing filtered water to pass into the drainage core.

PRODUCT CODE: Ask Customer Service



SOPRANATURE DIMPLE DRAIN 104

SOPRANATURE Dimple Drain 104 is a heavy duty drainage layer with a woven filter fabric attached designed to provide hydrostatic relief by retaining soil and concrete allowing filtered water to pass into the drainage core.

PRODUCT CODE: Ask Customer Service



SOPRANATURE WIND EROSION SYSTEM

SOPRANATURE Wind Erosion System is designed to protect the vegetative roof system from erosion due to wind exposure. The system incorporates an erosion blanket to protect the media and anchors to keep the erosion blanket on the roof.


PRODUCT CODE: W836



SOPRANATURE LIGHT WEIGHT AGGREGATE

SOPRANATURE Light Weight Aggregate is a granular aggregate creating a natural root environment and can be used as an alternative to a synthetic drainage layer.

PRODUCT CODE: Ask Customer Service




SOPRATURE SEAM TAPE

SOPRANATURE Seam Tape is a high performance adhesive seam tape with a low water vapor permeance designed to seal and protects seams from moisture.

PRODUCT CODE: W808, W809 (Double-sided)

VEGETATED ROOF SYSTEMS

SOPRANATURE®



SOPRANATURE GEONET

SOPRANATURE Geonet is a drainage layer with a non-woven filter fabric on one or both sides, designed to retain soil and concrete allowing filtered water to pass into the drainage core.

PRODUCT CODE: Ask Customer Service



SOPRANATURE TRIANGULAR DRAIN

SOPRANATURE Triangular Drain is composed of recycled acrylonitrile-butadiene-styrene (ABS) formed into sloped sidewalls with continuous slots throughout designed to allow a continuous flow of water through the system.

PRODUCT CODE: Ask Customer Service



SOPRANATURE DRAIN BOX

Drain Box is composed of recycled acrylonitrile-butadiene-styrene (ABS) with narrow slots on the sidewalls and small holes on the top cover to allow a continuous flow of water into the roof drains while blocking debris.

PRODUCT CODE: Ask Customer Service



SOPRANATURE X-MODULE

SOPRANATURE X-Module is a high-strength plastic drainage structure designed to provide uninterrupted drainage, delay in storm water release, and a high volume water storage.

PRODUCT CODE: Ask Customer Service



GROWING MEDIA

SOPRANATURE Growing Media is designed to allow foliage to thrive on a vegetative roof system. Media is available in extensive, semi-intensive, and intensive options to meet multiple regional requirements.

PRODUCT CODE: Ask Customer Service



RELATED PRODUCTS

COVERBOARDS

SOPRABOARD® & SOPRASMART®



SOPRABOARD

SOPRABOARD is a semi rigid, asphaltic roofing substrate board for use in approved multi-ply membrane and flashing assemblies. SOPRABOARD is composed of a mineral fortified asphaltic core formed between two fiberglass reinforcing plies.

PRODUCT CODE: D08416/D08423/D08412/D08415

MATERIAL: Asphaltic

BOARD DIMENSIONS: 4x4 in (1.2 x 1.2 m), 4x5 in (1.2 x 1.5 m), 4x8 in (1.2 x 2.4 m)

THICKNESS: 1/8 in (3.2 m), 3/16 in (4.8 m), or 1/4 in (6.4 m)



SOPRASMART XP HD 180


SOPRASMART XP HD 180 is a high performance panel composed of an SBS-modified bitumen base membrane and HD SOPRAROCK high density mineral wool board for use in approved multi-ply membrane assemblies.

PRODUCT CODE: Ask Customer Service

MATERIAL: Mineral wool and SBS-modified bitumen membrane

BOARD DIMENSIONS: 16 ft (4.88 m) x 39 in (0.99 m)

TOTAL THICKNESS: 0.6-1.5 in (15.2-40.6 mm)



SOPRASMART XP HD 180 SANDED


SOPRASMART XP HD 180 Sanded is a high performance panel of an SBS-modified bitumen base membrane and HD SOPRAROCK high density mineral wool board for use in approved multi-ply membrane assemblies.

PRODUCT CODE: Ask Customer Service

MATERIAL: Mineral wool and SBS-modified bitumen membrane

BOARD DIMENSIONS: 16 ft (4.88 m) x 39 in (0.99 m)

TOTAL THICKNESS: 0.6-1.5 in (15.2-40.6 mm)



SOPRASMART XP ISO 180


SOPRASMART XP ISO 180 is a high performance panel of an SBS-modified bitumen base membrane, SOPRAROCK mineral wool board, and polyisocyanurate insulation board for use in approved multi-ply membrane assemblies.

PRODUCT CODE: Ask Customer Service

MATERIAL: ISO, mineral wool, and SBS-modified bitumen membrane

BOARD DIMENSIONS: 8 or 16 ft (2.44 m or 4.88 m) x 39 in (0.99 cm)

TOTAL THICKNESS: 1.6-4.6 in (40 - 117 mm)



SOPRASMART XP ISO 180 SANDED


SOPRASMART XP ISO 180 Sanded is a high performance panel of an SBS-modified bitumen base membrane, SOPRAROCK mineral wool board, and polyisocyanurate insulation board for use in approved multi-ply membrane assemblies.

PRODUCT CODE: Ask Customer Service

MATERIAL: ISO, mineral wool, and SBS-modified bitumen membrane

BOARD DIMENSIONS: 8 or 16 ft (2.44 m or 4.88 m) x 39 in (0.99 cm)

TOTAL THICKNESS: 1.6-4.6 in (40 - 117 mm)



SOPRASMART BOARD 180

SOPRASMART BOARD 180 is a high performance panel of an SBS-modified bitumen base membrane and SOPRABOARD asphaltic coverboard for use in approved multi-ply membrane assemblies.

PRODUCT CODE: Ask Customer Service


MATERIAL: SOPRABOARD and SBS-modified bitumen membrane

BOARD DIMENSIONS: 8 ft (2.44 m) x 39 in (0.99 m)

TOTAL THICKNESS: 0.2 in (5.1 mm) or 0.3 in (7.6 mm)

COVERBOARDS

SOPRASMART®



SOPRASMART BOARD 180 SANDED

SOPRASMART Board 180 Sanded is a high performance panel of an SBS-modified bitumen base membrane and SOPRABOARD asphaltic coverboard for use in approved multi-ply membrane assemblies.

PRODUCT CODE: Ask Customer Service

MATERIAL: SOPRABOARD and SBS-modified bitumen membrane

BOARD DIMENSIONS: 8 ft (2.44 m) x 39 in (0.99 m)

TOTAL THICKNESS: 0.2 in (5.1 mm) or 0.3 in (7.6 mm)



SOPRASMART ISO HD 180

SOPRASMART ISO HD 180 is a high performance panel of an SBS-modified bitumen base membrane and high density polyisocyanurate insulation board for use in approved multi-ply membrane assemblies.

PRODUCT CODE: Ask Customer Service

MATERIAL: HD ISO and SBS-modified bitumen membrane

BOARD DIMENSIONS: 8 ft (2.44 m) x 39 in (0.99 m)

TOTAL THICKNESS: 0.6 in (15.2 mm)



SOPRASMART ISO HD 180 SANDED


SOPRASMART ISO HD 180 Sanded is a high performance panel of an SBS-modified bitumen base membrane and high density polyisocyanurate insulation board for use in approved multi-ply membrane assemblies.

PRODUCT CODE: Ask Customer Service

MATERIAL: HD ISO and SBS-modified bitumen membrane

BOARD DIMENSIONS: 8 ft (2.44 m) x 39 in (0.99 m)

TOTAL THICKNESS: 0.6 in (15.2 mm)



INSULATION

SOPRA-ISO®



SOPRA-ISO

SOPRA-ISO is a rigid polyisocyanurate thermal insulation panel for use in approved multi-ply membrane and flashing assemblies. SOPRA-ISO is composed of closed cell polyisocyanurate foam bonded to fiber reinforced/organic mat facers on the top and underside.

PRODUCT CODE: Ask Customer Service

MATERIAL: Polyisocyanurate

BOARD DIMENSIONS: 4x4 ft (1.2x1.2 m) or 4x8 ft (1.2x2.4 m)

THICKNESS: 1-4 in (25-102 mm)



SOPRA-ISO+

SOPRA-ISO+ is a rigid polyisocyanurate thermal insulation panel for use in approved multi-ply membrane and flashing assemblies. SOPRA-ISO+ is composed of closed cell polyisocyanurate foam bonded to inorganic coated glass mat facers on the top and underside.

PRODUCT CODE: Ask Customer Service

MATERIAL: Polyisocyanurate

BOARD DIMENSIONS: 4x4 ft (1.2x1.2 m) or 4x8 ft (1.2x2.4 m)

THICKNESS: 1-4 in (25-102 mm)




SOPRA-ISO TAPERED

SOPRA-ISO Tapered is a rigid polyisocyanurate thermal insulation panel for use in approved multi-ply membrane and flashing assemblies. SOPRA-ISO Tapered is composed of closed cell polyisocyanurate foam bonded to fiber reinforced glass/organic mat facers on the top and underside and is tapered to provide slope.

PRODUCT CODE: Ask Customer Service

MATERIAL: Polyisocyanurate

TAPERED STOCK: 1/8" (3.2 mm), 1/4" (6.3 mm), or 1/2" (12.7 mm)



SOPRA-ISO+ TAPERED

SOPRA-ISO+ Tapered is a rigid polyisocyanurate thermal insulation panel for use in approved multi-ply membrane and flashing assemblies. SOPRA-ISO+ Tapered is composed of closed cell polyisocyanurate foam bonded to inorganic coated glass mat facers on the top and underside and is tapered to provide slope.

PRODUCT CODE: Ask Customer Service

MATERIAL: Polyisocyanurate

TAPERED STOCK: 1/8" (3.2 mm), 1/4" (6.3 mm), or 1/2" (12.7 mm)



INSULATION

SOPRAROCK®



SOPRAROCK DD

SOPRAROCK DD (dual density) is a rigid mineral fiber insulation for use in approved multi-ply membrane and flashing assemblies. SOPRAROCK DD is composed of basalt rock and slag, that when combined, results in insulation with an extremely high melting point. SOPRAROCK DD is water repellent yet vapor permeable and has a higher density top surface.

PRODUCT CODE: Ask Customer Service

MATERIAL: Mineral wool

BOARD DIMENSIONS: 4x4 ft (1.2x1.2 m)

THICKNESS: 2.0-6.0 in (50.8- 152.4 mm)



SOPRAROCK DD PLUS


SOPRAROCK DD Plus (dual density) is a rigid mineral fiber insulation for use in approved multi-ply membrane and flashing assemblies. SOPRAROCK DD Plus is composed of basalt rock and slag, that when combined, results in insulation with an extremely high melting point. SOPRAROCK DD Plus is water repellent yet vapor permeable and has a higher density top surface. The topside and underside are coated with bitumen to allow for direct application of SBS-modified bitumen membranes.

PRODUCT CODE: Ask Customer Service

MATERIAL: Mineral Wool

BOARD DIMENSIONS: 4x4 ft (1.2x1.2 m)

THICKNESS: 2.0-6.0 in (50.8- 152.4 mm)



ACCESSORIES

ALSAN®



ALSAN FLASHING

ALSAN Flashing is a proprietary polyurethane bituminous resin specifically formulated for high performance liquid-applied flashings, other details and maintenance applications.

PRODUCT CODE: D32800/D32825

UNIT SIZE: 1 gal (3.8 L) or 5 gal (19 L)



GRANULES

Semi-ceramic coated colored granules provide improved weathering resistance and aesthetic appeal for both side lap and end lap bleedout.

PRODUCT CODE: Ask Customer Service



ALSAN RS FLEECE

ALSAN RS Fleece is a woven polyester reinforcement used in ALSAN RS liquid membrane applications.

PRODUCT CODE: L-RS027B/L-RS023B/L-RS024A/L-RS026B/L-RS028A

UNIT SIZE: 164 ft (50 m) x 41.3 in (105 cm), 164 ft (50 m) x 20.7 in (53 cm), 164 ft (50 m) x 13.8 in (35 cm), 164 ft (50 m) x 10.3 in (26 cm), or 164 ft (50 m) x 3.9 in (10 cm)



ALSAN POLYFLEECE

ALSAN Polyfleece is high-performance, spun-laced polyester fabric reinforcement. ALSAN Polyfleece has excellent coating saturation capabilities into elastomeric coatings and epoxy primers.

PRODUCT CODE: S972/S971/S968

UNIT SIZE: 50 ft (15.2 m) x 4 in (10.2 cm), 50 ft (15.2 m) x 6 in (15.2 cm) or 50 ft (15.2 m) x 8 in (20.3 cm)



ACCESSORIES

COLPLY®



COLPLY EF ADHESIVE

COLPLY EF (environmentally friendly) Adhesive is a high performance, ultra-low VOC, single-component polymeric adhesive for use with SBS-modified bitumen membrane systems. Due to its polymer composition, once cured, COLPLY EF Adhesive provides an additional layer of elastomeric waterproofing protection beneath or between membrane piles.

PRODUCT CODE: A216/A221

UNIT SIZE: 5 gal (19 L) or 0.4 gal (1.5 L)



COLPLY EF FLASHING CEMENT

COLPLY EF Flashing Cement is a high performance, ultra-low VOC, single-component viscous cement for use with SBS-modified bitumen membrane flashing assemblies. Due to its polymer composition, once cured, COLPLY EF Adhesive provides an additional layer of elastomeric waterproofing protection beneath or between membrane plies.

PRODUCT CODE: A217

UNIT SIZE: 3.5 gal (13.2 L)



COLPLY ADHESIVE

COLPLY Adhesive is a high quality, single-component, asphalt cutback adhesive formulated specifically for adhering SBS-modified bitumen membrane systems. COLPLY Adhesive is blended with specially selected and processed asphalt and performance additives with contribute to its smooth troweling consistency.

PRODUCT CODE: A230

UNIT SIZE: 5 gal (19 L)



COLPLY FLASHING CEMENT

COLPLY Flashing Cement is high quality, single component viscous cement formulated specifically for adhering SBS-modified bitumen membrane flashing assemblies. COLPLY Flashing Cement is blended with specially selected and processed asphalt and performance additives which contribute to its smooth troweling consistency.

PRODUCT CODE: A231

UNIT SIZE: 5 gal (19 L)



COLPLY MODIFIED ADHESIVE

COLPLY Modified Adhesive is a high performance, single-component asphalt cutback adhesive for use with SBS-modified bitumen membrane systems. COLPLY Modified Adhesive contains high quality SBS-modified bitumen and performance additives for compatibility with SOPREMA's SOPRASTAR Sanded membranes.

PRODUCT CODE: D35903

UNIT SIZE: 5 gal (19 L)



COLPLY MODIFIED FLASHING CEMENT

COLPLY Modified Flashing Cement is a high performance, single-component viscous cement formulated specifically for adhering SBS-modified bitumen membrane flashing assemblies. COLPLY Modified Flashing Cement contains high quality SBS-modified bitumen and performance additives for compatibility with SOPREMA's SOPRASTAR Sanded membrane flashing assemblies.

PRODUCT CODE: D35690

UNIT SIZE: 5 gal (19 L)

ACCESSORIES

ELASTOCOL®



ELASTOCOL 350

ELASTOCOL 350 is a zero VOC, water based primer for use in approved multi-ply membrane and flashing assemblies. ELASTOCOL 350 is a proprietary polymer emulsion zero VOC primer used to increase adhesion when using heat welding, cold adhesive or hot asphalt application methods.

PRODUCT CODE: D35240

UNIT SIZE: 5 gal (19 L)



ELASTOCOL 500

ELASTOCOL 500 is an asphalt based primer for use in approved multi-ply membrane and flashing assemblies. ELASTOCOL 500 is composed of a proprietary blend of asphalt, solvents and additives used to increase adhesion when using heat welding, cold adhesive or hot asphalt application methods.

PRODUCT CODE: D35735

UNIT SIZE: 5 gal (19 L)



ELASTOCOL STICK

ELASTOCOL Stick is an SBS polymer based primer for use in approved multi-ply membrane and flashing assemblies. ELASTOCOL Stick is comprised of a proprietary blend of SBS polymers, solvents and additives used to increase adhesion when using self-adhered SBS membranes. ELASTOCOL Stick may be applied to gypsum, masonry, metal, wood and SOPREMA mineral aggregate surfaced membranes.

PRODUCT CODE: D38745

UNIT SIZE: 5 gal (19 L)



ELASTOCOL STICK H2O

ELASTOCOL Stick H2O is water based polymer emulsion primer for use in approved multi-ply membrane and flashing assemblies. ELASTOCOL Stick H2O is used to increase adhesion when using self-adhered SBS membranes. ELASTOCOL Stick H2O may be applied to concrete, gypsum, masonry, metal, wood and SOPREMA mineral aggregate surfaced membranes.

PRODUCT CODE: D30100

UNIT SIZE: 5 gal (19 L)



ELASTOCOL STICK ZERO

ELASTOCOL Stick Zero is a zero VOC polymer based primer for use in approved multi-ply membrane and flashing assemblies. ELASTOCOL Stick Zero is composed of a proprietary blend of polymers, solvents and additives used to increase adhesion when using self-adhered SBS membranes. ELASTOCOL Stick Zero may be applied to gypsum, masonry, metal, wood and SOPREMA's mineral aggregate surfaced membranes.

PRODUCT CODE: D37700

UNIT SIZE: 5 gal (19 L)

ACCESSORIES

DUOTACK®



DUOTACK 365

DUOTACK 365 is a low rise, two component polyurethane adhesive. DUOTACK 365 is used to adhere insulation and cover boards to approved substrates. Insulation and cover boards may include polyisocyanurate, polystyrene, mineral fiber, gypsum, wood fiber, cement, perlite and asphaltic roof boards. DUOTACK 365's unique chemistry provides for a versatile quick setting adhesive that is not susceptible to low relative humidity or temperature.

PRODUCT CODE: D30225/D30150/D30151

UNIT SIZE: Cartridges (0.4 gal/1.5 L), Cubitainer (5 gal/18.9L), Drums (50 gal/189.3 L)

COLOR: Part A - Amber, Part B - Gray



ACCESSORIES

SOPRASPHALTE® M

SOPRASPHALTE M is an SEBS-modified asphalt used to adhere SBS-modified bitumen membranes. SOPRASPHALTE M is specially formulated to provide high elasticity, cold temperature flexibility, high tensile strength, good flow resistance and greater thermal stability when compared to conventional roofing asphalt.

PRODUCT CODE: A268

SOPRAMASTIC® ALU

SOPRAMASTIC ALU is a modified bitumen mastic for use in approved multi-ply membrane and flashing assemblies. SOPRAMASTIC ALU is composed of a proprietary formulation of elastomeric modified bitumen and solvents. SOPRAMASTIC ALU is aluminum hued for application to membrane edge and perimeter metal.

PRODUCT CODE: D35652

SOPRAMASTIC® SBS ELASTIC CEMENT

SOPRAMASTIC SBS Elastic Cement is a modified bitumen mastic for use in approved multi-ply membrane and flashing assemblies. SOPRAMASTIC SBS Elastic Cement is composed of a proprietary formulation of elastomeric modified bitumen and solvents. SOPRAMASTIC SBS Elastic Cement is used as an adhesive for drain leads, pipe flanges, metal gravel stops, etc.

PRODUCT CODE: D35651/D35635

SOPRAMASTIC® SPI

SOPRAMASTIC SPI is a moisture cured polyether sealant for use in approved multi-ply membrane and flashing assemblies. SOPRAMASTIC SPI is composed of a polyether designed to be highly elastic to accommodate dynamic movement. SOPRAMASTIC SPI is used as a general purpose adhesive and sealant for various applications.

PRODUCT CODE: A218

ACCESSORIES

SOPRAFIX® #14 MP FASTENER

SOPRAFIX #14 MP (multi purpose) Insulation Fasteners are designed for the attachment of insulation and membrane to steel (18-22 ga.), wood, and structural concrete.

PRODUCT CODE: Ask Customer Service

SOPRAFIX® #15 HD FASTENER

SOPRAFIX #15 HD (heavy duty) Insulation Fasteners are designed for the attachment of insulation and membrane to steel (18-22 ga.), wood, and structural concrete.

PRODUCT CODE: Ask Customer Service

SOPRAFIX® MBB BATTEN BAR

SOPRAFIX MBB (metal batten bar) is a flat, nominal 1 inch wide AZ55 Galvalume metal bar with 3 inch o.c. pre-punched round holes. MBB is available in 10 feet or special order lengths.

PRODUCT CODE: F1061

SOPRAFIX® 2" STRESS PLATE

SOPRAFIX 2" Membrane Stress Plates are specifically manufactured for use in SOPRAFIX Systems. The unique design, including barbs and ribs, provides exceptional uplift support, increased membrane rupture performance and resistance.

PRODUCT CODE: Ask Customer Service

ACCESSORIES

MODIFIED SOPRA G

MODIFIED SOPRA G is an SBS-modified bitumen-coated base sheet for use as an anchor sheet for cold adhesive, heat welded or hot asphalt applied roof assemblies. MODIFIED SOPRA G is composed of a proprietary formulation of elastomeric styrene-butadiene-styrene (SBS) polymer modified bitumen and is reinforced with a high quality random glass fiber mat. The topside and underside are surfaced with fine mineral aggregate.

PRODUCT CODE: 00107

SOPRA® IV

SOPRA IV is a bitumen-coated base sheet for use in built up roof assemblies. SOPRA IV is composed of a proprietary formulation of bitumen and is reinforced with a high quality random glass fiber mat. The topside and underside are surfaced with fine mineral aggregate.

PRODUCT CODE: B103

SOPRA® VI

SOPRA VI is a bitumen-coated base sheet for use in approved built up roof assemblies. SOPRA VI is composed of a proprietary formulation of bitumen and is reinforced with a high quality random glass fiber mat. The topside and underside are surfaced with fine mineral aggregate to facilitate hot asphalt applications.

PRODUCT CODE: B104

SOPRA® 4897

SOPRA 4897 is an SBS-modified bitumen venting base sheet for use in approved multi-ply membrane and flashing assemblies. SOPRA 4897 is composed of a proprietary formulation of elastomeric styrene-butadiene-styrene (SBS) polymer modified bitumen and is reinforced with a high quality random glass fiber mat. The topside is surfaced with fine mineral aggregate while the underside is surfaced with mineral granules to facilitate venting characteristics.

PRODUCT CODE: B301

ACCESSORIES

SOPRABASE® S

SOPRABASE S is an SBS-modified bitumen base ply for use in approved BUR and multi-ply membrane and flashing assemblies. SOPRABASE S is composed of a proprietary formulation of elastomeric styrene-butadiene-styrene (SBS) polymer modified bitumen and is reinforced with tough, dimensionally stable non-woven polyester mat. The topside and underside are surfaced with fine mineral aggregate to facilitate cold adhesive and hot asphalt applications.

PRODUCT CODE: 00126

SOPRABASE® TG

SOPRABASE TG is an SBS-modified bitumen base ply for use in approved BUR and multi-ply membrane and flashing assemblies. SOPRABASE TG is composed of a proprietary formulation of elastomeric styrene-butadiene-styrene (SBS) polymer modified bitumen and is reinforced with tough, dimensionally stable non-woven polyester mat. The topside is surfaced with polyolefin burn-off film to optimize heat welding and the underside is surfaced with fine mineral aggregate.

PRODUCT CODE: 00136

SOPRAVAP'R®

SOPRAVAP'R is an SBS-modified bitumen vapor barrier for use in approved multi-ply membrane and flashing assemblies. SOPRAVAP'R is composed of a proprietary formulation of elastomeric styrene-butadiene-styrene (SBS) polymer modified bitumen in combination with high tack self-adhesive specifically designed for use steel decks. The topside is surfaced with high strength tri-laminate polyethylene film and the underside is surfaced with protective polyolefin release film that is removed during application.

PRODUCT CODE: D14201

SOPRAWALK®

SOPRAWALK is an SBS-modified bitumen ply used to create a walkpath and protect the field membrane from traffic. SOPRAWALK is composed of a proprietary formulation of elastomeric styrene-butadiene-styrene (SBS) polymer modified bitumen and is reinforced with tough, dimensionally stable non-woven polyester mat. The topside surfaced with ceramic coated granules while the underside is surfaced with fine mineral aggregate to facilitate heat welding, cold adhesive and hot asphalt applications.

PRODUCT CODE: 04627

ACCESSORIES

SOPRAJOINT®

SOPRAJOINT is an SBS-modified bitumen expansion joint membrane for use in approved multi-ply membrane and flashing assemblies. SOPRAJOINT is composed of a proprietary formulation of elastomeric styrene-butadiene-styrene (SBS) polymer modified bitumen and is reinforced with tough, dimensionally stable non-woven polyester mat. The topside is surfaced with polyolefin burn-off film to optimize heat welding while the underside is surfaced with a foil bond breaker and a protective polyolefin release film that is removed during application.

PRODUCT CODE: S801

SOPRASLOPE®

SOPRASLOPE is a cementitious sloping material for use in approved multi-ply membrane and flashing assemblies. SOPRASLOPE is composed of an acrylic modified material used to create auxiliary positive slope.

PRODUCT CODE: A816

SOPRALAP® FLAM

SOPRALAP Flam is an SBS-modified bitumen cover strip for use with SOPRASMART Laminated Board products. SOPRALAP Flam is composed of a proprietary formulation of elastomeric styrene-butadiene-styrene (SBS) polymer modified bitumen and is reinforced with tough, dimensionally stable composite polyester/glass fiber reinforcement. The topside and underside are surfaced with polyolefin burn-off film to optimize heat welding.

PRODUCT CODE: 04085

SOPRALAP® STICK

SOPRALAP Stick is an SBS-modified bitumen cover strip for use with SOPRASMART Laminated Board products. SOPRALAP Stick is composed of a proprietary formulation of elastomeric styrene-butadiene-styrene (SBS) polymer modified bitumen and is reinforced with tough, dimensionally stable composite polyester/glass fiber reinforcement. The topside is surface with fine mineral aggregate and the underside is surfaced with protective polyolefin release film that is removed during application.

PRODUCT CODE: 04086

ACCESSORIES

LASTOBOND® ECO

LASTOBOND ECO is an SBS-modified bitumen underlayment for use in approved composition shingle steep slope assemblies. LASTOBOND ECO is composed of a proprietary formulation of elastomeric styrene-butadiene-styrene (SBS) polymer modified bitumen in combination with high tack self-adhesive and is reinforced with a high quality random glass fiber mat. The topside is surfaced with mineral aggregate and the underside is surfaced with protective polyolefin release film that is removed during application.

PRODUCT CODE: 00848

LASTOBOND® SHIELD HT

LASTOBOND Shield HT (high temperature) is a SBS-modified bitumen underlayment for use in approved steep slope assemblies, and is designed to withstand service temperatures up to 239°F (115°C). LASTOBOND Shield HT is composed of a proprietary formulation of elastomeric styrene-butadiene-styrene (SBS) polymer modified bitumen in combination with high tack self-adhesive. The topside is surfaced with a high strength tri-laminate polyethylene film and the underside is surfaced with protective polyolefin release film that is removed during application.

PRODUCT CODE: D10510







WATERPROOFING

With decades of proven durability and performance, SOPREMA's waterproofing systems offer reliable and innovative solutions for any project. Whether it is for plaza or parking decks, below grade foundation walls, or insulating concrete forms to garden roof systems, SOPREMA offers a breadth of products to meet the project needs including, **COLPHENE®** and **ALSAN RS®**.

SOPREMA products consist of a variety of waterproofing technologies, including SBS-modified bitumen and liquid applied PMMA/PMA products.

Accessory products allow for flexibility in design when it comes to waterproofing. SOPREMA has a collection of ALSAN RS® primers and additives that are designed to alter the color and finish of a project improving aesthetics.

SBS WATERPROOFING MEMBRANES

COLPHENE®



COLPHENE BSW H

COLPHENE BSW H is an SBS-modified bitumen waterproofing membrane for use in approved horizontal blindside/under slab waterproofing assemblies. COLPHENE BSW H is composed of a proprietary formulation of elastomeric styrene-butadiene-styrene (SBS) polymer modified bitumen and is reinforced with a tough, dimensionally stable non-woven polyester mat. COLPHENE BSW H is designed for horizontal blindside/under slab waterproofing applications. The topside is surfaced with fine mineral aggregate and the underside is surfaced with polyolefin burn-off film.

PRODUCT CODE: D00287

DIMENSIONS: 32.8 ft (10.0 m) x 39.4 in (1.0 m)

THICKNESS: 140 mils (3.5 mm)



COLPHENE BSW V

COLPHENE BSW V is an SBS-modified bitumen, self-adhered waterproofing membrane for use in approved vertical, pre-applied/blindside waterproofing assemblies. COLPHENE BSW V is composed of a proprietary formulation of elastomeric styrene-butadiene-styrene (SBS) polymer modified bitumen and is reinforced with a tough, dimensionally stable composite polyester/glass fiber reinforcement. COLPHENE BSW V is designed specifically for vertical pre applied/blind side waterproofing applications. The topside is surfaced with fine mineral aggregate and the underside is covered with a silicone release film that is removed during application.

PRODUCT CODE: D00282

DIMENSIONS: 32.8 ft (10.0 m) x 39.4 in (1.0 m)

THICKNESS: 118 mils (3.0 mm)



COLPHENE BSW PROTECT'R

COLPHENE BSW Protect'r is an SBS-modified bitumen waterproofing membrane for use as a protection sheet in approved blind side waterproofing assemblies. COLPHENE BSW Protect'r is composed of a proprietary formulation of elastomeric styrene-butadiene-styrene (SBS) polymer modified bitumen and is reinforced with tough, dimensionally stable composite polyester/glass fiber reinforcement. The topside is surfaced with fine mineral aggregate and the underside is surfaced with a protective polyolefin release film that is removed during application.

PRODUCT CODE: D00277

DIMENSIONS: 49.2 ft (15.0 m) x 39.4 in (1.0 m)

THICKNESS: 80 mils (2.0 mm)



COLPHENE 3000

COLPHENE 3000 is a self-adhered waterproofing membrane composed of a high quality elastomeric styrene-butadiene-styrene (SBS) polymer-modified bitumen blend and a polyethylene woven composite facer. COLPHENE 3000 is used for vertical and horizontal waterproofing of foundation walls, tunnels, plaza decks, parking decks and split slab construction. The underside consists of a release film and self-adhered bitumen layer for adhering to approved substrates.

PRODUCT CODE: D10209 (SUMMER) / D10211 (WINTER)

DIMENSIONS: 61.0 ft (18.7 m) x 39.4 in (1.0 m)

THICKNESS: 60 mils (1.5 mm)



COLPHENE ICF

COLPHENE ICF is a self-adhered waterproofing membrane. COLPHENE ICF is composed of a high quality elastomeric styrene-butadiene-styrene (SBS) polymer-modified bitumen blend and a polyethylene woven composite facer. COLPHENE ICF is used for vertical and horizontal waterproofing of polystyrene (expanded or extruded) insulating concrete forms. The underside consists of a release film and self-adhesive bitumen layer for adhering to approved substrates.

PRODUCT CODE: D10126

DIMENSIONS: 75.0 (22.9 m) x 36.0 in (1.0 m)

THICKNESS: 40 mils (1.0 mm)



COLPHENE SP 2.2

COLPHENE SP 2.2 is an SBS-modified bitumen base ply for use in approved multi-ply waterproofing assemblies. COLPHENE SP 2.2 is composed of a proprietary formulation of elastomeric styrene-butadiene-styrene (SBS) polymer modified bitumen and is reinforced with a high quality random glass fiber mat. The topside is surfaced with fine mineral aggregate and the underside is surfaced with polyolefin burn-off film to optimize heat welding.

PRODUCT CODE: 01218

DIMENSIONS: 49.2 ft (15.0 m) x 39.4 in (1.0m)

THICKNESS: 87 mils (2.2 mm)

SBS WATERPROOFING MEMBRANES

COLPHENE®



COLPHENE SP 3.0

COLPHENE SP 3.0 is an SBS-modified bitumen base ply for use in approved multi-ply waterproofing assemblies. COLPHENE SP 3.0 is composed of a proprietary formulation of elastomeric styrene-butadiene-styrene (SBS) polymer modified bitumen and is reinforced with a high quality random glass fiber mat. The topside is surfaced with fine mineral aggregate and underside is surfaced with polyolefin burn-off film to optimize heat welding.

PRODUCT CODE: 01228

DIMENSIONS: 32.8 ft (10.0 m) x 39.4 in (1.0m)

THICKNESS: 118 mils (3.0 mm)



COLPHENE SANDED

Colphene Sanded is an SBS-modified bitumen cap ply for use in approved multi-ply membrane waterproofing assemblies. COLPHENE Sanded is composed of a proprietary formulation of elastomeric styrene-butadiene-styrene (SBS) polymer modified bitumen and is reinforced with a high quality random glass fiber mat. The topside and underside are surfaced with fine mineral aggregate to facilitate cold adhesive and hot asphalt applications.

PRODUCT CODE: 01213

DIMENSIONS: 49.2 ft (15.0 m) x 39.4 in (1.0m)

THICKNESS: 87 mils (2.2 mm)



COLPHENE 180 PS

COLPHENE 180 SP is the base ply and/or inter-ply for approved multi-ply membrane waterproofing assemblies. COLPHENE 180 SP is composed of a proprietary formulation of elastomeric styrene-butadiene-styrene (SBS) polymer modified bitumen and is reinforced with tough, dimensionally stable non-woven polyester mat. The topside is surfaced with polyolefin burn-off film and the underside is surfaced with fine mineral aggregate to optimize cold adhesive or hot asphalt application.

PRODUCT CODE: 01217

DIMENSIONS: 49.2 ft (15.0 m) x 39.4 in (1.0m)

THICKNESS: 87 mils (2.2 mm)



COLPHENE 180 SP

COLPHENE 180 SP is an SBS-modified bitumen base ply for use in approved multi-ply membrane waterproofing assemblies. COLPHENE 180 SP is composed of a proprietary formulation of elastomeric styrene-butadiene-styrene (SBS) polymer modified bitumen and is reinforced with tough, dimensionally stable non-woven polyester mat. The topside is surfaced with fine mineral aggregate and underside is surfaced with polyolefin burn-off film to optimize heat welding.

PRODUCT CODE: 01219

DIMENSIONS: 49.2 ft (15.0 m) x 39.4 in (1.0m)

THICKNESS: 87 mils (2.2 mm)



COLPHENE 180 SANDED

COLPHENE 180 Sanded is an SBS-modified bitumen base ply for use in approved multi-ply membrane waterproofing assemblies. COLPHENE 180 Sanded is composed of a proprietary formulation of elastomeric styrene-butadiene-styrene (SBS) polymer modified bitumen and is reinforced with tough, dimensionally stable non-woven polyester mat. The topside and underside are surfaced with fine mineral aggregate to facilitate cold adhesive and hot asphalt applications.

PRODUCT CODE: 01207

DIMENSIONS: 49.2 ft (15.0 m) x 39.4 in (1.0m)

THICKNESS: 87 mils (2.2 mm)



COLPHENE 180 FR GR

COLPHENE 180 FR GR is an SBS-modified bitumen cap ply for use in approved multiply waterproofing assemblies. COLPHENE 180 FR GR is composed of a proprietary formulation of elastomeric styrene-butadiene-styrene (SBS) polymer modified bitumen and is reinforced with tough, dimensionally stable non-woven polyester mat. The topside is surfaced with ceramic coated granules and the underside is surfaced with fine mineral aggregate to facilitate cold adhesive and hot asphalt applications.

PRODUCT CODE: 01227

DIMENSIONS: 32.8 ft (10.0 m) x 39.4 in (1.0m)

THICKNESS: 157 mils (4.0 mm)

SBS WATERPROOFING MEMBRANES

COLPHENE®



COLPHENE STICK

COLPHENE Stick is an SBS-modified bitumen, self-adhered base ply for use in approved multi-ply membrane waterproofing assemblies. COLPHENE Stick is composed of a proprietary formulation of elastomeric styrene-butadiene-styrene (SBS) polymer modified bitumen in combination with a high tack self-adhesive layer and is reinforced with a tough, dimensionally stable non-woven polyester mat. The topside is surfaced with fine mineral aggregate to facilitate self-adhered, cold adhesive and hot asphalt applications and the underside is surfaced with protective polyolefin release film that is removed during application.

PRODUCT CODE: 01215

DIMENSIONS: 49.2ft (15.0 m) x 39.4 in (1.0m)

THICKNESS: 106 mils (2.7 mm)



COLPHENE STICK GR

COLPHENE Stick GR (granules) is an SBS-modified bitumen cap ply for use in approved multi-ply membrane waterproofing and flashing assemblies. COLPHENE Stick GR is composed of a proprietary formulation of elastomeric styrene-butadiene-styrene (SBS) polymer modified bitumen and is reinforced with tough, high quality random glass fiber mat. The topside is surfaced with ceramic coated granules and underside is surfaced with protective polyolefin release film that is removed during application

PRODUCT CODE: 01224

DIMENSIONS: 32.8 ft (10.0 m) x 39.4 in (1.0m)

THICKNESS: 134 mils (3.4 mm)



COLPHENE FLAM 180

COLPHENE Flam 180 is an SBS-modified bitumen base ply for use in approved multi-ply waterproofing assemblies. COLPHENE Flam 180 is composed of a proprietary formulation of elastomeric styrene-butadiene-styrene (SBS) polymer modified bitumen and is reinforced with a tough, dimensionally stable non-woven polyester mat. The topside and underside are surfaced with polyolefin burn-off film to optimize heat welding.

PRODUCT CODE: 01209

DIMENSIONS: 32.8 ft (10.0 m) x 39.4 in (1.0m)

THICKNESS: 114 mils (2.9 mm)



COLPHENE FLAM 180 FR GR

COLPHENE Flam 180 FR GR is an SBS-modified bitumen cap ply for use in approved multi-ply waterproofing assemblies. COLPHENE Flam 180 FR GR is composed of a proprietary formulation of elastomeric styrene-butadiene-styrene (SBS) polymer modified bitumen and is reinforced with a tough, dimensionally stable non-woven polyester mat. The topside is surfaced with ceramic coated granules and underside is surfaced with polyolefin burn-off film to optimize heat welding.

PRODUCT CODE: 01226

DIMENSIONS: 32.8 ft (10.0 m) x 39.4 in (1.0m)

THICKNESS: 157 mils (4.0 mm)



COLPHENE 250 FR GR

COLPHENE 250 FR GR is an SBS-modified bitumen cap ply for use in approved multi-ply waterproofing assemblies. COLPHENE 250 FR GR is composed of a proprietary formulation of elastomeric styrene-butadiene-styrene (SBS) polymer modified bitumen and is reinforced with a tough, dimensionally stable non-woven polyester mat. The topside is surfaced with ceramic coated granules and the underside is surfaced with fine mineral aggregate to facilitate cold adhesive and hot asphalt applications.

PRODUCT CODE: 01225

DIMENSIONS: 32.8 ft (10.0 m) x 39.4 in (1.0m)

THICKNESS: 157 mils (4.0 mm)



COLPHENE FLAM 250 FR GR

COLPHENE Flam 250 FR GR is an SBS-modified bitumen cap ply for use in approved multi-ply waterproofing assemblies. COLPHENE Flam 250 FR GR is composed of a proprietary formulation of elastomeric styrene-butadiene-styrene (SBS) polymer modified bitumen and is reinforced with a tough, dimensionally stable non-woven polyester mat. The topside is surfaced with ceramic coated granules and underside is surfaced with polyolefin burn-off film to optimize heat welding.

PRODUCT CODE: 01223

DIMENSIONS: 32.8 ft (10.0 m) x 39.4 in (1.0m)

THICKNESS: 157 mils (4.0 mm)

LIQUID APPLIED MEMBRANES

COLPHENE® & ALSAN® RS



COLPHENE H

COLPHENE H is a hot applied, rubberized asphalt composed of a select blend of refined asphalts for use in approved above and below grade waterproofing assemblies.

PRODUCT CODE: W602



COLPHENE H-EV

COLPHENE H-EV (environmentally friendly) is a hot applied, rubberized asphalt composed of a select blend of refined asphalts for use in approved above and below grade waterproofing assemblies.

PRODUCT CODE: W605



ALSAN RS 230 FIELD

ALSAN RS 230 Field is a high performance, rapid-setting, polymethyl methacrylate (PMMA) liquid resin. ALSAN RS 230 Field is catalyzed with ALSAN RS catalyst powder and combined with ALSAN RS Fleece reinforcing fabric to form a flexible, monolithic, reinforced membrane.

PRODUCT CODE: L-RS020/L-RS020SC

UNIT SIZE: 25 kg / 20.5 L

COLORS: Pebble Gray & Traffic White

GRADES: Winter & Summer



ALSAN RS 230 FLASH

ALSAN RS 230 Flash is a high performance, rapid-setting, polymethyl methacrylate (PMMA) liquid resin for use in flashing applications. ALSAN RS 230 Flash is catalyzed with ALSAN RS catalyst powder and combined with ALSAN RS Fleece to form a flexible, monolithic, reinforced membrane.

PRODUCT CODE: L-RS022S/L-RS022SC

UNIT SIZE 12 kg / 9.8 L

COLORS: Pebble Gray & Traffic White

GRADES: Winter & Summer



ALSAN RS 260 LO FIELD

ALSAN RS 260 LO Field is a high performance, low odor, rapid-setting, polymethacrylate (PMA) liquid resin. ALSAN RS 260 LO Field is catalyzed with ALSAN RS catalyst powder and combined with ALSAN RS Fleece to form a flexible, monolithic, reinforced membrane.

PRODUCT CODE: L-RS050S

UNIT SIZE: 25 kg / 19.7 L

COLORS: Pebble Gray & Traffic White

GRADES: All Season



ALSAN RS 260 LO FLASH

ALSAN RS 260 LO Flash is a high performance, low odor, rapid-setting, polymethacrylate (PMA) liquid resin for use in flashing applications. ALSAN RS 260 LO Flash is catalyzed with ALSAN RS catalyst powder and combined with ALSAN RS Fleece reinforcing fabric to form a flexible, monolithic, reinforced membrane.

PRODUCT CODE: L-RS052S

UNIT SIZE: 12.5 kg / 9.8 L

COLORS: Pebble Gray & Traffic White

GRADES: All Season

LIQUID APPLIED MEMBRANES

ALSAN® RS



ALSAN RS 210

ALSAN RS 210 is a high performance, rapid-setting, polymethyl methacrylate (PMMA) resin. ALSAN RS 210 is utilized in conjunction with ALSAN RS 223 to create ALSAN RS 233 Self Leveling Mortar.

PRODUCT CODE: L-RS010S

UNIT SIZE: 10 kg / 9.5 L

COLORS: Pebble Gray

GRADES: Winter & Summer



ALSAN RS 240 LO

ALSAN RS 240 LO is a high performance, low odor, rapid-setting, polymethacrylate (PMA) resin. ALSAN RS 240 is utilized in conjunction with ALSAN RS 223 Mixing Powder to create ALSAN RS 263 LO Self-Leveling Mortar.

PRODUCT CODE: L-RS015S

UNIT SIZE: 10 kg / 9.3 L

COLORS: Pebble Gray

GRADES: All Season



ALSAN RS 287 COLOR FINISH BASE

ALSAN RS 287 Color Finish Base is a high performance, colorless, rapid-setting, polymethyl methacrylate (PMMA) liquid base resin. ALSAN RS 287 Color Finish Base is an un-pigmented resin that must be mixed with a pre-measured and packaged ALSAN RS Color Additive.

PRODUCT CODE: L-RS0287

UNIT SIZE: 10 kg / 9.5 L

COLORS: N/A

GRADES: All Season



ALSAN RS 289 TEXTURED BASE

ALSAN RS 289 Textured Base is a high performance, rapid-setting, polymethyl methacrylate (PMMA) liquid base resin. ALSAN RS 289 Textured Base is an un-pigmented resin that must be mixed with a pre-measured and packaged ALSAN RS Color Additive.

PRODUCT CODE: L-RS289

UNIT SIZE: 13.5 kg / 9 L

COLORS: N/A

GRADES: All Season



RELATED PRODUCTS

ACCESSORIES

ELASTOCOL®



ELASTOCOL 350

ELASTOCOL 350 is a zero VOC, water based primer for use in approved multi-ply membrane and flashing assemblies. ELASTOCOL 350 is a proprietary polymer emulsion zero VOC primer used to increase adhesion when using heat welding, cold adhesive or hot asphalt application methods.

PRODUCT CODE: D35240

UNIT SIZE: 5 gal (19 L)



ELASTOCOL 500

ELASTOCOL 500 is an asphalt based primer for use in approved multi-ply membrane and flashing assemblies. ELASTOCOL 500 is composed of a proprietary blend of asphalt, solvents and additives used to increase adhesion when using heat welding, cold adhesive or hot asphalt application methods.

PRODUCT CODE: D35735

UNIT SIZE: 5 gal (19 L)



ELASTOCOL STICK

ELASTOCOL Stick is an SBS polymer based primer for use in approved multi-ply membrane and flashing assemblies. ELASTOCOL Stick is comprised of a proprietary blend of SBS polymers, solvents and additives used to increase adhesion when using self-adhered SBS membranes. ELASTOCOL Stick may be applied to gypsum, masonry, metal, wood and SOPREMA mineral aggregate surfaced membranes.

PRODUCT CODE: D38745

UNIT SIZE: 5 gal (19 L)



ELASTOCOL STICK H2O

ELASTOCOL Stick H2O is water based polymer emulsion primer for use in approved multi-ply membrane and flashing assemblies. ELASTOCOL Stick H2O is used to increase adhesion when using self-adhered SBS membranes. ELASTOCOL Stick H2O may be applied to concrete, gypsum, masonry, metal, wood and SOPREMA mineral aggregate surfaced membranes.

PRODUCT CODE: D30100

UNIT SIZE: 5 gal (19 L)



ELASTOCOL STICK ZERO

ELASTOCOL Stick Zero is a zero VOC polymer based primer for use in approved multi-ply membrane and flashing assemblies. ELASTOCOL Stick Zero is composed of a proprietary blend of polymers, solvents and additives used to increase adhesion when using self-adhered SBS membranes. ELASTOCOL Stick Zero may be applied to gypsum, masonry, metal, wood and SOPREMA's mineral aggregate surfaced membranes.

PRODUCT CODE: D37700

UNIT SIZE: 5 gal (19 L)

ACCESSORIES

ALSAN® RS



ALSAN RS 222 PRIMER

ALSAN RS 222 Primer is a rapid-setting polymethyl methacrylate (PMMA) primer. ALSAN RS 222 Primer is utilized to promote adhesion over asphaltic surfaces, roof cover boards, concrete, masonry, wood and other substrates prior to application of ALSAN RS roofing, waterproofing and flashing systems.

PRODUCT CODE: L-RS001

UNIT SIZE: 10 kg / 9.8 L



ALSAN RS 276 PRIMER

ALSAN RS 276 Primer is a rapid-setting, polymethyl methacrylate (PMMA) primer. ALSAN RS 276 Primer is utilized to promote adhesion over wood products and concrete surfaces prior to the application of ALSAN RS roofing, waterproofing and flashing systems.

PRODUCT CODE: L-RS002C

UNIT SIZE: 10 kg / 9.6 L



ALSAN RS 223 MIXING POWDER

ALSAN RS 223 Mixing Powder is added to ALSAN RS 210, in the field to create ALSAN RS 233 Self-Leveling Mortar. It may also be used with ALSAN RS 240 LO to create ALSAN RS 263 LO Self-Leveling Mortar.

PRODUCT CODE: L-RS225

UNIT SIZE: 23 kg (50.7 lb)



ALSAN RS TEXTURED COATING

ALSAN RS Textured Coating is a rapid-setting, polymethyl methacrylate (PMMA) heavy aggregated trafficable surface resin. ALSAN RS Textured Coating is used primarily in parking deck ramp installations.

PRODUCT CODE: L-RS061

UNIT SIZE: 15 kg / 8 L



ALSAN RS 281 CLEAR FINISH

ALSAN RS 281 Clear Finish is a rapid-setting, polymethyl methacrylate (PMMA) clear finish resin. ALSAN RS 281 Clear Finish is a sealing coat utilized when colored silica quartz aggregate is used.

PRODUCT CODE: L-RS0281

UNIT SIZE: 10 kg / 9.9 L



ALSAN RS COLOR ADDITIVE

ALSAN RS Color Additive is mixed with ALSAN RS 287 Color Finish Base and ALSAN RS 289 Textured Base unpigmented resins. ALSAN RS Color Additive is supplied in pre-measured 1.5 kg cans.

PRODUCT CODE: AC-002/AC-003/AC-004/AC-005/AC-006/ AC-007/AC-009/AC-010/AC-011/AC-012/AC-013/

UNIT SIZE: 1.5 kg

ACCESSORIES

ALSAN® RS



ALSAN RS CLEANER

ALSAN RS Cleaner is a clear, blended solvent used to clean and prepare plastic and metal surfaces prior to application of ALSAN RS. ALSAN RS Cleaner may also be used as solvent for cleaning spills, tools and equipment.

PRODUCT CODE: L-RS007

UNIT SIZE: 5 gal (18.9 L)



ALSAN RS DETAILER

ALSAN RS Detailer is a micro fiber enhanced, rapidcuring polymethyl methacrylate (PMMA) flashing paste. ALSAN RS Detailer is used for waterproofing small and difficult penetrations where a standard ALSAN RS fully reinforced liquid membrane is not able to be applied.

PRODUCT CODE: L-RS016

UNIT SIZE: 2 kg / 1.5 L



ALSAN RS FLEECE

ALSAN RS Fleece is a woven polyester reinforcement used in ALSAN RS liquid membrane applications.

PRODUCT CODE: L-RS027B/L-RS023B/L-RS024A/L-RS026B/L-RS028A

UNIT SIZE: 164 ft (50 m) x 41.3 in (105 cm), 164 ft (50 m) x 20.7 in (53 cm), 164 ft (50 m) x 13.8 in (35 cm), 164 ft (50 m) x 10.3 in (26 cm), or 164 ft (50 m) x 3.9 in (10 cm)



ALSAN RS LIQUID THIXO

ALSAN RS Liquid Thixo is a proprietary thixotropic agent added to ALAN RS resins for applications on slopes greater than 1.5:12. ALSAN RS Liquid Thixo is not required with ALSAN RS 230 Flash and ALSAN RS 260 Flash resins.

PRODUCT CODE: L-RS019

UNIT SIZE: 1 kg / 1 L



ALSAN RS PASTE

ALSAN RS Paste is a rapid-setting, polymethyl methacrylate (PMMA) paste. ALSAN RS Paste is used to fill small cracks, depressions and voids in a substrate prior to the application of ALSAN RS systems.

PRODUCT CODE: L-RS224

UNIT SIZE: 15 kg / 11.5 L



ALSAN RS COLOR QUARTZ

ALSAN RS Color Quartz is used as a slip-resistant/protective and decorative broadcast medium.

PRODUCT CODE: Ask Customer Service

ACCESSORIES

ALSAN® RS



ALSAN RS DECO CHIPS

ALSAN RS Deco Chips are flat, pigmented, polymer flakes used as a textured and decorative finish for ALSAN RS.

PRODUCT CODE: L-A150/L-A151/L-A152



ACCESSORIES

COLPLY® & DUOTACK®



COLPLY EF ADHESIVE

COLPLY EF (environmentally friendly) Adhesive is a high performance, ultra-low VOC, single component polymeric adhesive for use with SBS modified bitumen membrane systems. Due to its polymer composition, once cured, COLPLY EF Adhesive provides an additional layer of elastomeric waterproofing protection beneath or between membrane piles.

PRODUCT CODE: A216/A221

UNIT SIZE: 5 gal (19 L) or 0.4 gal (1.5 L)



COLPLY FLASHING CEMENT

COLPLY Flashing Cement is high quality, single component viscous cement formulated specifically for adhering SBS-modified bitumen membrane flashing assemblies. COLPLY Flashing Cement is blended with specially selected and processed asphalt and performance additives which contribute to its smooth troweling consistency.

PRODUCT CODE: A231

UNIT SIZE: 5 gal (19 L)



DUOTACK 365

DUOTACK 365 is a low rise, two component polyurethane adhesive. DUOTACK 365 is used to adhere insulation and cover boards to approved substrates. Insulation and cover boards may include polyisocyanurate, polystyrene, mineral fiber, gypsum, wood fiber, cement, perlite and asphaltic roof boards. DUOTACK 365's unique chemistry provides for a versatile quick setting adhesive that is not susceptible to low relative humidity or temperature.

PRODUCT CODE: D30225/D30150/D30151

UNIT SIZE: Cartridges (0.4 gal/1.5 L), Cubitainer (5 gal/18.9L), Drums (50 gal/189.3 L)

COLOR: Part A - Amber, Part B - Gray

ACCESSORIES

COLPHENE® LIQUID MEMBRANE

COLPHENE Liquid Membrane is a two component, elastomeric, solvent-free, cold applied material used in conjunction with a variety of waterproofing membranes. COLPHENE Liquid Membrane is designed to be used as an adhesive to seal end-laps and/or reinforcement at penetrations and membrane terminations.

PRODUCT CODE: A191

SOPRAMASTIC® SBS ELASTIC CEMENT

SOPRAMASTIC SBS Elastic Cement is a modified bitumen mastic for use in approved multi-ply membrane and flashing assemblies. SOPRAMASTIC SBS Elastic Cement is composed of a proprietary formulation of elastomeric modified bitumen and solvents.

PRODUCT CODE: D35635

SOPRAMASTIC® SP1

SOPRAMASTIC SP1 is a moisture cured polyether sealant for use in approved multi-ply membrane and flashing assemblies. SOPRAMASTIC SP1 is composed of a polyether designed to be highly elastic to accommodate dynamic movement. SOPRAMASTIC SP1 used as a general purpose adhesive and sealant for various applications.

PRODUCT CODE: A218

SOPRABOARD®

SOPRABOARD is a semi rigid, asphaltic roofing substrate board for use in approved multi-ply membrane and flashing assemblies. SOPRABOARD is composed of a mineral fortified asphaltic core formed between two fiberglass reinforcing plies.

PRODUCT CODE: D08416/D08423/D08412/D088415/ D08416/D08423/D08412/D088415

SOPRADRAIN® ECOVENT

SOPRADRAIN® Ecovent is a composite drainage mat consisting of post-industrial recycled polypropylene drainage core of fused, entangled filaments and a geocomposite fabric bonded to each side.

PRODUCT CODE: W704

SOPRADRAIN® ECOVENT 2

SOPRADRAIN® Ecovent 2 is a composite drainage mat consisting of post-industrial recycled polypropylene drainage core of fused, entangled filaments and a geocomposite fabric bonded to each side.

PRODUCT CODE: W705

SOPRAFLASH® R

SOPRAFLASH R is a lightweight, thermally bonded spun laid polyester/nylon composite mat. SOPRAFLASH R is used as a reinforcement in COLPHENE H and COLPHENE H-EV hot rubberized asphalt liquid membrane systems.

PRODUCT CODE: W301

SOPRAFLASH® UN

SOPRAFLASH UN is an uncured neoprene flashing material. SOPRAFLASH UN is used in conjunction with COLPHENE H and COLPHENE H-EV hot rubberized asphalt systems at expansion joints and exposed flashing membranes, including vertical walls, penetrations and drains.

PRODUCT CODE: W310





WALL SYSTEMS

SOPREMA carries a full line of air and vapor barriers designed to control the movement of air into and out of a building. Air and vapor barriers aid in energy savings, minimize air leakage, ensure structural durability and are a vital element in the building enclosure.

The **SOPREASEAL®** line includes vapor permeable and non-permeable solutions with application methods ranging from liquid applied and self-adhered to mechanically fastened. Complementary accessory products designed specifically for the membranes provide a perfectly sealed wall assembly. SOPREMA's wall system products hold the same quality and durability as expected with all other SOPREMA technologies.

SHEETS & BOARDS AIR & VAPOR BARRIERS

SOPRASEAL® & SOPRASOLIN®



SOPRASEAL STICK VP

SOPRASEAL Stick VP is a self-adhered vapor-permeable air barrier membrane used in wall construction. SOPRASEAL Stick VP is composed of a tri-laminate polypropylene composite facer coated with a high tack self-adhesive backing protected by a silicone release film.

PRODUCT CODE: D21501

DIMENSIONS: 98.4 ft (30.0 m) x 37.4 in (1.0 m)

THICKNESS: 24 mils (0.6 mm)



SOPRASEAL STICK 1100T

SOPRASEAL Stick 1100T is a self-adhered waterproofing membrane. SOPRASEAL Stick 1100T is composed of a proprietary high quality elastomeric styrene-butadiene-styrene (SBS) polymer-modified bitumen blend and a woven polyethylene composite facer.

PRODUCT CODE: D14046

DIMENSIONS: 75 ft (22.9 m) x 36 in (1.0 m)

THICKNESS: 40 mils (0.6 mm)



SOPRASEAL XPRESS G

SOPRASEAL Xpress G is an exterior grade, inorganic faced gypsum board with an air and vapor barrier factory applied to the exterior surface.

PRODUCT CODE: 20354/21037

DIMENSIONS: 8 ft (2.4 m) x 4 in (1.2 m)

THICKNESS: 5/8 in (15.8 mm) or 1/2 in (12.7 mm)



SOPRASOLIN HD

SOPRASOLIN HD is a multi-purpose self-adhered air and vapor barrier composed of a proprietary high quality, SBS modified bitumen membrane with an aluminum film facer. The foil facer provides heat reflectivity, fire resistance, dimensional stability, puncture resistance and high tear resistance. In addition, SOPRASOLIN HD has an exceptional 12 month UV exposure. SOPRASOLIN HD is used as a self-adhered air and vapor barrier on vertical masonry, concrete, glass faced gypsum and plywood sheathing. SOPRASOLIN HD is also used as a flashing membrane for doors, windows and transitions.

PRODUCT CODE: D16600

DIMENSIONS: 32.8 ft (10.0 m) x 39.4 in (1.0 m)

THICKNESS: 40 mils (1.0 mm)

LIQUID APPLIED AIR & VAPOR BARRIERS



SOPRASEAL LM 202 VP

SOPRASEAL LM 202 VP is a one-component liquid applied vapor-permeable air barrier membrane used in wall construction. SOPRASEAL LM 202 VP is a waterbased, ultra low VOC liquid product composed of a modified rubber formulation. This non-flammable vapor permeable air barrier provides moisture protection behind wall claddings such as brick, siding, metal panels, EIFS, and stucco. Utilization of a slipsheet is required for stucco cladding.

PRODUCT CODE: A501

UNIT SIZE: 5 gal (19 L)

COLOR: Red-brown



SOPRASEAL LM 203

SOPRASEAL LM 203 is a one-component liquid applied non-permeable air barrier membrane used in wall construction. SOPRASEAL LM 203 is a water-based, ultra low VOC liquid product composed of a modified rubber formulation for elongation. This non-flammable, non-permeable air barrier provides moisture protection behind wall claddings such as brick, siding, metal panels, EIFS and stucco. Utilization of a slipsheet is required for stucco cladding.

PRODUCT CODE: A502

UNIT SIZE: 5 gal (19 L)

COLOR: Gray



SOPRASEAL LM 204 VP

SOPRASEAL LM 204 VP is a one-component, high solids content, liquid applied, vapor-permeable air barrier membrane used in wall construction. SOPRASEAL LM 204 VP is an STPE technology that contains 98% solids and has excellent freeze-thaw characteristics. This moisture curable hybrid material is a non-flammable vapor permeable air barrier, which provides moisture protection behind wall claddings such as brick, siding, metal panels, EIFS and stucco. Utilization of a drainage plane is required for stucco cladding.

PRODUCT CODE: A506

UNIT SIZE: 5 GAL (19 L)

COLOR: Blue



RELATED PRODUCTS

ACCESSORIES



SOPRASEAL LT ADDITIVE

SOPRASEAL LT Additive is a liquid additive that mixes with SOPRASEAL LM 202 VP or SOPRASEAL LM 203 liquid membranes for a low-temperature application [25°F (-4°C) or greater].

PRODUCT CODE: A503

UNIT SIZE: 1 qt (0.95 L)



SOPRASEAL SEALANT

SOPRASEAL Sealant is a low VOC, solvent-free, polyether adhesive-sealant. This fast-setting, moisture curing product is designed to be applied where outgassing and solvents are not tolerated. SOPRASEAL Sealant's tough elastomeric bonds allow for excellent adhesion to most construction materials as well as all SOPRASEAL membranes.

PRODUCT CODE: D30177

UNIT SIZE: 10 oz



SOPRASEAL LIQUID FLASHING

SOPRASEAL Liquid Flashing is a high quality, 100% solid low odor elastomeric polyether membrane. SOPRASEAL Liquid Flashing material is designed to provide air and water protection to critical rough openings while sealing joints and creating a seamless transition to air barrier membranes. SOPRASEAL Liquid Flashing can also be used to treat joints while adhering to aluminum, brick, concrete, wood, masonry and vinyl.

PRODUCT CODE: A508/A509

UNIT SIZE: 10.1 oz tubes or 20 oz sausage packs



ELASTOCOL STICK

ELASTOCOL Stick is an SBS polymer based primer for use in approved multi-ply membrane and flashing assemblies. ELASTOCOL Stick is comprised of a proprietary blend of SBS polymers, solvents and additives used to increase adhesion when using self-adhered SBS membranes. ELASTOCOL Stick may be applied to gypsum, masonry, metal, wood and SOPREMA mineral aggregate surfaced membranes.

PRODUCT CODE: D38745

UNIT SIZE: 5 gal (19 L)



ELASTOCOL STICK ZERO

ELASTOCOL Stick Zero is a zero VOC polymer based primer for use in approved multi-ply membrane and flashing assemblies. ELASTOCOL Stick Zero is composed of a proprietary blend of polymers, solvents and additives used to increase adhesion when using self-adhered SBS membranes. ELASTOCOL Stick Zero may be applied to gypsum, masonry, metal, wood and SOPREMA's mineral aggregate surfaced membranes.

PRODUCT CODE: D37700

UNIT SIZE: 5 gal (19 L)



ELASTOCOL STICK H2O

ELASTOCOL Stick H2O is water based polymer emulsion primer for use in approved multi-ply membrane and flashing assemblies. ELASTOCOL Stick H2O is used to increase adhesion when using self-adhered SBS membranes. ELASTOCOL Stick H2O may be applied to concrete, gypsum, masonry, metal, wood and SOPREMA mineral aggregate surfaced membranes.

PRODUCT CODE: D30100

UNIT SIZE: 5 gal (19 L)

ACCESSORIES

SOPRASEAL XPRESS G SCREWS

SOPRASEAL Xpress Screws are self-drilling screw fasteners specifically designed for the installation of SOPRASEAL Xpress G boards. SOPRASEAL Xpress G screws are #10-24 x 1-1/2 inch steel with an anti-corrosion coating. The screw heads are flat with a Phillips drive.

PRODUCT CODE: D20963

SOPRAMASTIC SBS ELASTIC CEMENT

SOPRAMASTIC SBS Elastic Cement is a modified bitumen mastic for use in approved multi-ply membrane and flashing assemblies. SOPRAMASTIC SBS Elastic Cement is composed of a proprietary formulation of elastomeric modified bitumen and solvents.

PRODUCT CODE: D35635

SOPRASEAL MESH

SOPRASEAL Mesh is a reinforced non-woven polyester fabric design to install at joints, openings and details.

PRODUCT CODE: A505







CIVIL ENGINEERING

SOPREMA offers solutions specifically designed to protect structural concrete and support traffic. For waterproofing and the protection of bridges, dams, canals, tunnels and more, SOPREMA's product line includes SBS-modified bitumen, polymeric liquid applied, and synthetic thermoplastic membranes and accessories.

Civil engineering ventures can be solved with the proven durability and quality you have come to know with SOPREMA. **ALSAN® RS** offers a liquid applied membrane offering rapidly curing PMMA technology for time savings and ease of installation. **COLPHENE®** and **ANTIROCK®** provide the durability of an SBS-modified bitumen membrane guaranteed to last for many years to come. No matter the product selection, SOPREMA has the answer for a seamlessly waterproofed project.

SBS MEMBRANES

ANTIROCK® & COLPHENE®



ANTIROCK

ANTIROCK is an SBS-modified bitumen cap ply for use in approved multi-ply membrane assemblies. ANTIROCK is composed of a proprietary formulation of elastomeric styrene-butadiene-styrene (SBS) polymer modified bitumen and is reinforced with tough, dimensionally stable non-woven polyester mat. The topside is surfaced with ceramic coated granules and the underside is surfaced with polyolefin burn-off film to facilitate heat welding.

PRODUCT CODE: 01715

DIMENSIONS: 26.2 ft (8.0 m) x 39.4 in (1.0 m)

THICKNESS: 177 mils (4.5 mm)



COLPHENE FLAM 180

COLPHENE Flam 180 is an SBS-modified bitumen base ply for use in approved multi-ply waterproofing assemblies. COLPHENE Flam 180 is composed of a proprietary formulation of elastomeric styrene-butadiene-styrene (SBS) polymer modified bitumen and is reinforced with a tough, dimensionally stable non-woven polyester mat. The topside and underside are surfaced with polyolefin burn-off film to optimize heat welding.

PRODUCT CODE: 01209


DIMENSIONS: 32.8 ft (10.0 m) x 39.4 in (1.0m)

THICKNESS: 114 mils (2.9 mm)



LIQUID APPLIED MEMBRANES

COLPHENE®



COLPHENE H

COLPHENE H is a hot applied, rubberized asphalt composed of a select blend of refined asphalts for use in approved above and below grade waterproofing assemblies


PRODUCT CODE: W602



COLPHENE H-EV

COLPHENE H-EV (environmentally friendly) is a hot applied, rubberized asphalt composed of a select blend of refined asphalts for use in approved above and below grade waterproofing assemblies.

PRODUCT CODE: W605



RELATED PRODUCTS

ACCESSORIES



ALSAN FLASHING

ALSAN Flashing is a proprietary polyurethane bituminous resin specifically formulated for high performance liquid applied flashings, other details and maintenance applications.

PRODUCT CODE: D32800/D32825

UNIT SIZE: 1 gal (3.8 L) or 5 gal (19 L)



ALSAN RS CATALYST POWDER

ALSAN RS Catalyst Powder is a reactive agent used to induce curing of ALSAN RS resin products.

PRODUCT CODE: 50%: L-RS003/ L-RS006 | 34%: L-RS004/ L-RS005

UNIT SIZE: 0.1 kg or 25 kg



ALSAN RS FLEECE

ALSAN RS Fleece is a woven polyester reinforcement used in ALSAN RS liquid membrane applications.

PRODUCT CODE: L-RS027B/L-RS023B/L-RS024A/L-RS026B/L-RS028A

UNIT SIZE: 164 ft (50 m) x 41.3 in (105 cm), 164 ft (50 m) x 20.7 in (53 cm), 164 ft (50 m) x 13.8 in (35 cm), 164 ft (50 cm) x 10.3 in (26 cm), or 164 ft (50 m) x 3.9 in (10 cm)



ALSAN RS 230 FLASH

ALSAN RS 230 Flash is a high performance, rapid-setting, polymethyl methacrylate (PMMA) liquid resin for use in flashing applications. ALSAN RS 230 Flash is catalyzed with ALSAN RS Catalyst Powder and combined with ALSAN RS Fleece to form a flexible, monolithic, reinforced membrane.

PRODUCT CODE: L-RS022S/L-RS022SC

UNIT SIZE: 12 kg / 9.8 L

COLORS: Pebble Gray & Traffic White

GRADES: Winter & Summer



ALSAN RS 276 PRIMER

ALSAN RS 276 Primer is a rapid-setting, polymethyl methacrylate (PMMA) primer. ALSAN RS 276 Primer is utilized to promote adhesion over wood products and concrete surfaces prior to the application of ALSAN RS roofing, waterproofing and flashing systems.

PRODUCT CODE: L-RS002C

UNIT SIZE: 10 kg / 9.6 L

ACCESSORIES



ALSAN RS 222 PRIMER

ALSAN RS 222 Primer is a rapid-setting polymethyl methacrylate (PMMA) primer. ALSAN RS 222 Primer is utilized to promote adhesion over asphaltic surfaces, roof cover boards, concrete, masonry, wood and other substrates prior to application of ALSAN RS roofing, waterproofing and flashing systems.

PRODUCT CODE: L-RS001

UNIT SIZE: 10 kg / 9.8 L



ELASTOCOL 350

ELASTOCOL 350 is a water based primer for use in approved multi-ply membrane and flashing assemblies. ELASTOCOL 350 is a proprietary polymer emulsion zero VOC primer used to increase adhesion when using heat welding, cold adhesive or hot asphalt application methods.

PRODUCT CODE: D535240

UNIT SIZE: 5 gal (19 L)




ELASTOCOL 500

ELASTOCOL 500 is an asphalt based primer for use in approved multi-ply membrane and flashing assemblies. ELASTOCOL 500 is a proprietary blend of asphalt, solvents and additives used to increase adhesion when using heat welding, cold adhesive or hot asphalt application methods.

PRODUCT CODE: D35735

UNIT SIZE: 5 gal (19 L)



ROOFING WATERPROOFING WALLS CIVIL ENGINEERING



ROOFING &
WATERPROOFING



INSULATION



VEGETATED
SOLUTIONS



SOUNDPROOFING



RELATED
PRODUCTS

SOPREMA is an international manufacturer specializing in the production of waterproofing and insulation products, as well as vegetative and soundproofing solutions, for the building and civil engineering sectors.

SOPREMA.US • 1.800.356.3521

SOPREMA.CA • 1.877.MAMMOUTH
