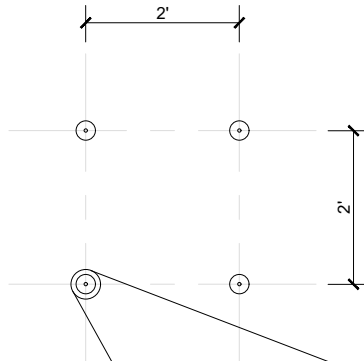


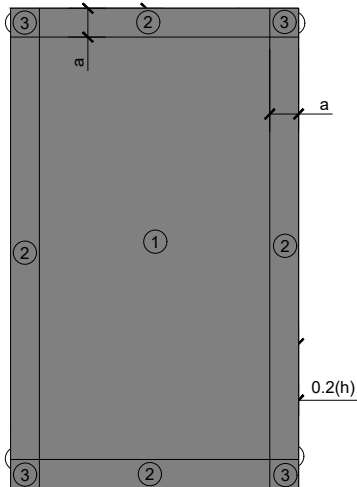
24" X 24" GRID FASTENING PATTERN

- APPROXIMATELY 25 FASTENERS PER SQUARE
- ENSURE FASTENER ENGAGES THE TOP FLANGE FOR STEEL DECK APPLICATIONS
- ENSURE BOARD JOINTS REMAIN FLUSH
- PRESECURE BOARDS WHERE GRID FASTENERS ARE LOCATED GREATER THAN 12" FROM BOARD JOINTS



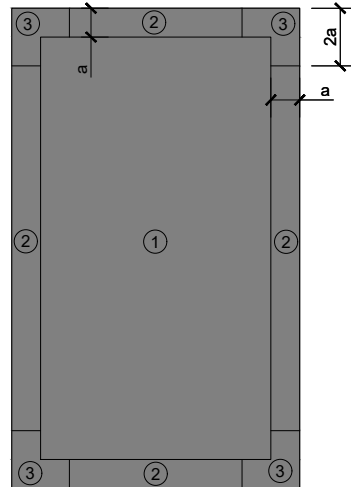
FASTENING PATTERN FOR SHADED AREAS

ROOF HEIGHT LESS THAN OR EQUAL TO 60ft



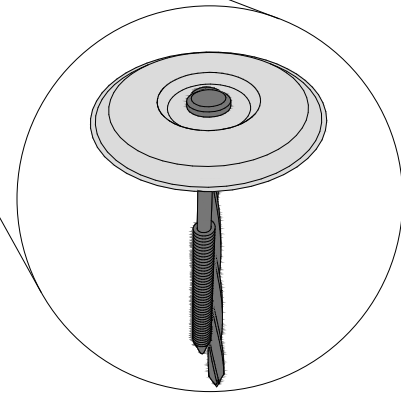
$a = \text{eave offset}$
 $a = 10\%$ of least horizontal dimension or 40% of eave height, whichever is smaller, but not less than either 4% of least horizontal dimension or 3ft

ROOF HEIGHT GREATER THAN 60ft



$a = 10\%$ of least horizontal roof dimension, but not less than 3ft

ASCE 7-16 ROOF ZONES
 (LOW-SLOPE ROOFS $\theta \leq 7^\circ$)



**SENTINEL ISOWELD PLATE
 WITH SOPROFLEX 1000 FASTENER**

NOTES:

1. SOPREMA DETAIL DRAWINGS: REFER TO SOPREMA AND OTHER RELATED PUBLISHED DOCUMENTATION, PRODUCT DATA SHEETS (PDS) AND SAFETY DATA SHEETS (SDS) FOR ADDITIONAL INFORMATION. ALL DETAIL DRAWINGS AND RELATED INSTALLATION GUIDELINES ARE PROVIDED BY SOPREMA FOR THE SOLE PURPOSE OF ISSUING A SOPREMA WARRANTY. ACCORDINGLY, THE DETAIL DRAWINGS ARE NOT OFFERED, AND SHOULD NOT BE CONSIDERED, AS A SUBSTITUTE FOR PROFESSIONAL DESIGN SERVICES.
2. SOPREMA NOR ITS EMPLOYEES ARE DESIGNER OF RECORD FOR ANY PROJECT. FASTENING PATTERNS PROVIDED BY SOPREMA ARE FOR SOPREMA WARRANTY PURPOSES ONLY. REFER TO LOCAL BUILDING CODES, DESIGNER OF RECORD DOCUMENTS, AND JURISDICTIONAL/AGENCY APPROVALS FOR PROJECT-SPECIFIC FASTENING REQUIREMENTS.
3. ROOF ZONE GUIDELINES PROVIDED HEREIN ARE OFFERED FOR REFERENCE. REFER TO ASCE/SEI 7 FOR SPECIFIC REQUIREMENTS.



US CORPORATE ADDRESS
 310 QUADRAL DRIVE
 WADSWORTH, OHIO 44281
 www.soprema.us
 Tel: 330.334.0066

PROJECT:

TITLE:

24 X 24 GRID,
 INDUCTION WELDED PVC,
 FASTENING PATTERN

DRAWN BY: SOPREMA TECHNICAL SUPPORT, GGALLOWAY

NO.:

REVISION:

DATE:

DATE: 3.30.2020

SCALE: NTS

DRAWING NUMBER:
US.FP.11.03