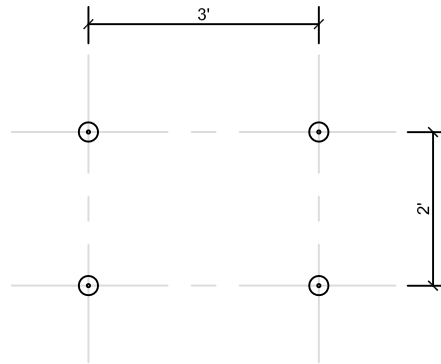


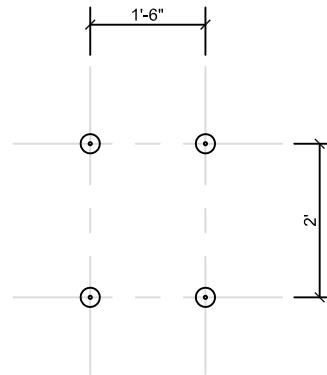
FIELD (24" X 36" GRID)

- APPROXIMATELY 17 FASTENERS PER SQUARE
- ENSURE FASTENER ENGAGES THE TOP FLANGE FOR STEEL DECK APPLICATIONS
- ENSURE BOARD JOINTS REMAIN FLUSH
- PRESECURE BOARDS WHERE GRID FASTENERS ARE LOCATED GREATER THAN 12" FROM BOARD JOINTS



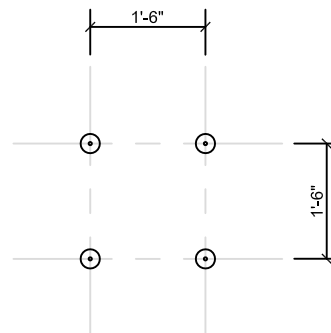
**PERIMETER
PRESCRIPTIVE ENHANCEMENT**

- 24" X 18" GRID PATTERN
- APPROXIMATELY 34 FASTENERS PER SQUARE
- ENSURE FASTENER ENGAGES THE TOP FLANGE FOR STEEL DECK APPLICATIONS
- ENSURE BOARD JOINTS REMAIN FLUSH
- PRESECURE BOARDS WHERE GRID FASTENERS ARE LOCATED GREATER THAN 12" FROM BOARD JOINTS



**CORNER
PRESCRIPTIVE ENHANCEMENT**

- 18" X 18" GRID PATTERN
- APPROXIMATELY 45 FASTENERS PER SQUARE
- ENSURE FASTENER ENGAGES THE TOP FLANGE FOR STEEL DECK APPLICATIONS
- ENSURE BOARD JOINTS REMAIN FLUSH
- PRESECURE BOARDS WHERE GRID FASTENERS ARE LOCATED GREATER THAN 12" FROM BOARD JOINTS



FASTENING PATTERNS AND ENHANCEMENTS SHOWN ARE FOR SOPREMA WARRANTY PURPOSES ONLY.



US CORPORATE ADDRESS
310 QUADRAL DRIVE
WADSWORTH, OHIO 44281
www.soprema.us
Tel:330.334.0066

PROJECT:

TITLE:

24 X 36 GRID,
INDUCTION WELDED PVC,
FASTENING PATTERN

DRAWN BY: SOPREMA TECHNICAL SUPPORT, GGALLOWAY

NO.:

REVISION:

DATE:

DATE: 8.12.2016

SCALE: NTS

DRAWING NUMBER:
US.FP.11.02

USAGE OF THIS DETAIL IS GOVERNED BY THE TERMS OF SERVICE FOR SOPREMA DETAILS.
PLEASE CONSULT THESE TERMS OF SERVICE PRIOR TO UTILIZING THIS DRAWING.